

For Consideration / Comment	
Public/Non Public	Public
Report to:	Joint Audit and Scrutiny Panel
Date of Meeting:	12 <sup>th</sup> December 2013
Report of:	Paddy Tipping Police Commissioner
Report Author:	Kevin Dennis
E-mail:	kevin.dennis@nottinghamshire.pnn.police.uk
Other Contacts:	Kevin Dennis
Agenda Item:	4

## POLICE AND CRIME COMMISSIONER'S UPDATE REPORT

### 1. PURPOSE OF THE REPORT

- 1.1 This report presents the Police and Crime Panel (Panel) with the Police and Crime Commissioner's (Commissioner) update report.
- 1.2 In accordance with section 13 of the Police Reform and Social Responsibility (PR&SR) Act 2011 and subject to certain restrictions, the Commissioner must provide the Panel with any information which the Panel may reasonably require in order to carry out its functions. The Commissioner may also provide the Panel with any other information which the body thinks appropriate.
- 1.3 This report provides the Panel with an overview of current performance, key decisions made and his activities since the last report in October 2013.

### 2. RECOMMENDATIONS

- 2.1 The Panel to note the contents of this update report and consider and discuss the issues.

### 3. REASONS FOR RECOMMENDATIONS

- 3.1 To provide the Panel with information so that they can review the steps the Commissioner is taking to fulfil his pledges and provide sufficient information to enable the Panel to fulfil its statutory role.

### 4. Summary of Key Points

#### POLICING AND CRIME PLAN – (2013-18)

- 4.1 Performance against targets across all themes is contained in the tables at **Appendix A** up to October 2013.

- 4.2 It should be emphasised that some of the performance data is only readily available on a quarterly basis (especially partnership and other national data) and therefore not available for this report. However, some data is now reported on to show comparative City and County performance.
- 4.3 The Performance data contained in this report has been taken from the Force's detailed and validated unrestricted monthly Performance and Insight Reports and Commissioner's weekly performance reports in respect of key Policing Plan priorities.
- 4.4 The Commissioner has a statutory duty to ensure that the Force is efficient, effective and provides value for money. A range of performance indicators relating to the 7 strategic themes contained within the current Police and Crime Plan are monitored by the Office of Commissioner and where performance is identified as a risk the Commissioner holds the Chief Constable to account to seek assurances that action is being taken to address the performance concerns.
- 4.5 The Commissioner will do this through bilateral weekly meetings with the Chief Constable and through an extended bimonthly Resource and Performance meeting with the wider Chief Officer Team. In addition, the Commissioner his Deputy and various members of his office attend a number of Force and Divisional performance meetings where necessary assurances are sought and obtained.
- 4.6 At the Panel Away Day, there was a suggestion by one of the Panel's members that the Commissioner's Update Report should include a section on 'exemption reporting'. The following performance indicators identify areas which are currently off target. Further explanation is given in the respective theme and also **Appendix A:**
- 60% of people agree that the Police and Council are dealing with local Anti-Social Behaviour and other crime issues – Currently 51.2%
  - Improve the current timeliness and quality of files – quality and timeliness still an issue at Magistrates Court
  - Reduce % of ineffective trials in the Magistrates' and Crown Courts – still an issue in both Crown and Magistrates Courts
  - 10% reduction in All Crime across the Force - +2.1% in October 2013
  - 37% detection rate (including Positive Outcomes) for recorded offences – 30.9% in October 2013
  - 10% increase (year on year) in the numbers of confiscation and forfeiture orders compared to 2012-13: -11% compared to previous year
  - Total number of days lost due to sickness (3.7%) – Officers only 3.95%
  - BME representation (to close the gap) - Current BME representation in Force stands at 4.0% for Officers, and 4.6% for staff (October 2013) and BME community representation is 11.2%.
- 4.7 The Commissioner is satisfied that the Chief Constable is aware of these issues and is taking appropriate action to address them all.

## Theme 1 Protect, support and respond to victims, witnesses and vulnerable people

### Performance

- 4.8 It will be seen that 87.1% of victims of crime are completely, very or fairly satisfied with the service they have received from Nottinghamshire Police which is just 2.9% away from the 90% target. The County is 87.8% and the City is 86.2%.
- 4.9 In October, 92.2% of victims and witnesses were extremely or very satisfied with the services provided in Court and the 90% target has been achieved in each of the last nine months. Year-to-date figures (April - Oct 2013) show an average satisfaction level of 93.6%, while 88.0% felt confident to give evidence.
- 4.10 As of June 2013, over the past 12 months 51.2% of people agreed that the Police and Council are dealing with local anti-social behaviour and other crime issues. This is an improvement since March this year and now 8.8% short of the 60% target to be achieved by 2015-16.
- 4.11 The Force has been set a target (5% year on year compared to 2012-13) to reduce the number of repeat victims of:
- Domestic Violence (DV)
  - Hate Crime (HC)
  - Anti-Social Behaviour (ASB)
- 4.12 During the year repeat victimisation has decreased by 6.9% but this is due to ASB. The Table below also shows the current performance for Domestic Violence (+13.4%) and Hate Crime (+46.3%):

Domestic Violence		Year-to-date performance			Target Position		
	2013/14	2012/13	Volume Change	Percentage Change	Current Target	Difference from Target	Percentage Difference from Target
City	494	416	78	18.8%	395	99	20.0%
County	671	646	25	3.9%	614	57	8.5%
<b>Force</b>	<b>1165</b>	<b>1062</b>	<b>103</b>	<b>9.7%</b>	<b>1009</b>	<b>156</b>	<b>13.4%</b>

Hate Crime		Year-to-date performance			Target Position		
	2013/14	2012/13	Volume Change	Percentage Change	Current Target	Difference from Target	Percentage Difference from Target
City	20	8	12	150.0%	8	12	60.0%
County	19	14	5	35.7%	13	6	31.6%
<b>Force</b>	<b>39</b>	<b>22</b>	<b>17</b>	<b>77.3%</b>	<b>21</b>	<b>18</b>	<b>46.2%</b>

- 4.13 The numbers for Hate Crime are low which makes the percentage change more pronounced. The City has greater repeat victimisation in both crime types (+20% DV, +60% HC).

- 4.14 Quarter 1 and 2 figures reveal that between January and June 2013, the Force recorded a 23.5% reduction in KSIs when compared to the same period of 2012. This equates to 64 fewer people Killed or Seriously Injured on Nottinghamshire's roads, and means that the Force is currently on course to meet the long term target reduction for this measure. While all user groups are showing a reduction, the vulnerable road user groups (motorcyclists, pedal cyclists and pedestrians) show the greatest reductions in percentage terms.
- 4.15 The current reduction is attributed to the success of proactive operations such as Op Drosometer, with the second phase of this operation concluding recently. During the course of the operation more than 6,000 individuals were caught for driving offences, with the majority of these for not wearing a seatbelt or for using a mobile phone whilst driving.
- 4.16 Provisional figures suggest a continuation of the current trend into quarter 3, giving confidence that Nottinghamshire is experiencing a consistent reduction in the number of persons Killed or Seriously Injured on the roads.

**Activity:**

- 4.17 The Force recognises that Hate Crime and Domestic Violence repeat victimisation is a concern and is reviewing its approach to take positive action. The Force has launched its '**Alliance Against Violence**' campaign which will address all aspects of violence.
- 4.18 The Force continues with its activities and implementation of its Public Engagement Strategy 2013-2018 as reported at the last meeting.

**Theme 2: Improve the efficiency, accessibility and effectiveness of the criminal justice process**

- 4.19 There is no new data available for this measure since the last report. However, **Appendix A** shows the last known performance.
- 4.20 However, as it stands, Crown Court shows the stronger performance with improvements in both file quality and timeliness meaning that the target has been achieved. Performance in August is particularly strong, with both the error and late rates for the Crown Court at their lowest level this year.
- 4.21 Performance in terms of the Magistrates Court files is not as strong, with this area failing to meet either the quality or the timeliness target. Examination of monthly data reveals that the error rate for Magistrates Court files has been increasing since the start of the year, reaching a peak in August, and the late rate is now increasing following an earlier period of improvement.
- 4.22 However, there should be some caution about the current results as the Magistrates Courts performance data on quality and timeliness's is not as robust as it could be due to issues relating to CPS reporting which are being addressed through Local Criminal Justice Board (LCJB).

## Activity:

- 4.23 The Force continues to work with its local criminal justice partners to take action to increase the quality and timeliness of the evidence submitted by officers. Key issues have been identified and a Force working group has been established to tackle the range of issues. Feedback from the lead officer suggests that better performance will be reported next month.

## Theme 3: Focus on those local areas that are most affected by Crime and anti-social behaviour (ASB)

- 4.24 The Force continues to record a year-to-date increase in All Crime, and is therefore not achieving the 10% reduction target. On a positive note, recent performance suggests signs of improvement, with the month of **October** recording a reduction on the volume recorded in October 2012. This has had a notable effect on the year-to-date picture, with a year-to-date increase of **2.1%**, compared to the 3.3% noted last month.
- 4.25 In terms of divisional performance, both City and County are recording increases year-to-date, and these are at a similar level this month (**City +2.1%** or 361 offences, **County +2.1%** or 472 offences).
- 4.26 Theft & Handling and Violence Against the Person offences account for a large proportion of the Forces All Crime, and these groups continue to record year-to-date increases. Despite this it should be noted that the improvement in All Crime performance in October was driven by reductions across the majority of offence types, including Violence Against the Person, where a 4.3% (54 offences) reduction was seen when compared to last October. There were also improvements in Theft & Handling, with volume in October only slightly higher than last October, and this is due to strong reductions in both Shoplifting and Theft from Person offences in a number of key locations in the City.
- 4.27 Both Burglary Dwelling and Robbery remain of concern, with large percentage increases recorded in both of these offences types year-to-date.
- 4.28 The Force continues to record a reduction in Anti-Social Behaviour (ASB) incidents (currently -10.1%), with 2,552 fewer incidents recorded this year compared to last.
- 4.29 Although the Force is currently achieving target on this measure it should be noted that reductions have been slowing in recent months and the current year-to-date reduction is notably smaller than that recorded last month.
- 4.30 The overall year-to-date detection rate of 30.9% is considerably lower than the current target of 37.0%, and is also below the 36.4% rate recorded last year. Its also 5.5% lower than the rate recorded last year, and this has been driven by both an increase in offence volume, and a decrease in the volume of detections recorded (7.8% or 1,128 less detections compared to last year).

- 4.31 Detection rates on the BCUs are similar to those seen at Force level (31.8% on the City, 30.2% on the County).
- 4.32 With the exception of Community Resolutions, all of the main types of outcomes have shown a reduction this year; with the reduction in offences Taken into Consideration (TICs) being the “category” of detections which has reduced the most. The change in sentencing guidelines is believed to be a key factor in this trend with more offenders reluctant to agree to this process<sup>a</sup>.
- 4.33 The Force’s Priority Areas show mixed performance, with more than half now recording increases as seen at Force level.

Partnership Plus Area	Year-to-date performance				Target Position		
	2013/14	2012/13	Volume Change	Percentage Change	Current Target	Difference from Target	Percentage Difference from Target
Arboretum	878	720	158	21.9%	547	331	37.7%
Aspley	972	1,017	-45	-4.4%	773	199	20.5%
Bridge	501	612	-111	-18.1%	465	36	7.2%
Bulwell	1,130	1,121	9	0.8%	852	278	24.6%
St Ann’s	741	634	107	16.9%	482	259	35.0%
Carr Bank	195	176	19	10.8%	144	51	26.2%
Portland	513	464	49	10.6%	380	133	25.9%
Woodlands	472	446	26	5.8%	366	106	22.5%
Hucknall Central	216	245	-29	-11.8%	201	15	6.9%
Hucknall East	383	305	78	25.6%	250	133	34.7%
Kirkby East	346	365	-19	-5.2%	299	47	13.6%
Sutton Central/East	684	616	68	11.0%	505	179	26.2%
Castle/Magnus	769	758	11	1.5%	637	132	17.2%
Worksop	1,560	1,395	165	11.8%	1,172	388	24.9%
Eastwood South	453	321	132	41.1%	263	190	41.9%
Netherfield and Colwick	334	383	-49	-12.8%	314	20	6.0%

#### Activity:

- 4.34 This Force’s proactive work to reduce violence, such as the ‘**Alliance Against Violence**’ campaign, is having a positive effect on performance.
- 4.35 The Commissioner reported in the last Panel report that he had a plan of activity to visit all key crime areas with the Deputy Commissioner over the next few months to better understand the issues at grass roots levels and in liaison with Partners to ensure that what can be done is being done. These visits (undertaken over a number of months) are almost complete and the Commissioner has obtained valuable insight to key issues which he will address as part of the Police and Crime Plan and Delivery Plan refresh.
- 4.36 The Commissioner continues to obtain assurance that the Chief Constable is firstly aware of the issues and is taking appropriate action to tackle them. In support of this, officers from the Commissioner’s Office continue to attend Force and Divisional Performance meetings and the Commissioner and Deputy Commissioner are subsequently briefed on any emerging risks to performance.

<sup>a</sup> There is a current debate in the Service as to the value of TICs.

- 4.37 The three Partnership Gold Groups (reported on last month) continue to meet and implement their action plans.
- 4.38 The Commissioner has now commissioned Professor Simon Holdaway to undertake academic research to better understand why so many offenders continue to commit shop theft even after being dealt with numerous times at Court.
- 4.39 In addition to activities undertaken by Gold Groups and Community Safety Partnerships (CSPs), key actions being taken by the Force on other key performance risks include:

<b>Crime Type</b>	<b>Location</b>	<b>Current Actions</b>
All Crime	County	The County's Partnership Plus Areas are subject to costed delivery plans which are funded through the Safer Nottinghamshire Board. These plans are monitored and delivered through the Community Safety Partnerships for each of the County Operational Areas. The Partnership Plus areas are subject to an inflated All Crime reduction target of 18% (16% in Bassetlaw/Newark & Sherwood) due to the increased funding available to these areas to tackle Crime and Anti-Social Behaviour.
All Crime	City	The City's Priority Wards are monitored through the City Crime and Disorder Partnership and are subject to additional activity in order to tackle the high volume issues in these areas.
VAP	Hotspot areas	A micro-beat technique is being used to identify sub-beat level areas within hotspot locations for VAP offences, such as those areas in town and city centres where violence offences are likely to occur. It is intended that this technique will allow officers to prevent or diffuse potentially violent situations before they can escalate.
VAP	Force-wide	The Force has recently established a Violence Against the Person gold group, which is directing targeted activity across the Force.
Theft and Handling	Force	Operation Dormice has commenced in the City, but is now Force wide working to reduce shop thefts in the top retail premises by identifying and managing prolific offenders through the Integrated Offender Management team.

<b>Crime Type</b>	<b>Location</b>	<b>Current Actions</b>
Theft and Handling	Force	Operation Chasible continues to run on both City and County. This is an ongoing operation to tackle shop theft in those retail premises with the highest levels of shoplifting. The operation involves liaising with retail premises to introduce a prevent and deter strategy, and introducing specific action plans for each affected store. CCTV and undercover officers are also being utilised in hotspot locations.
Theft and Handling	City	Ongoing engagement between the licensing team and the City's licensed premises in order to reduce theft from person offences in nightclubs and bars, particularly of mobile phones. This includes the use of ID scanners in the City's licensed premises, which was initially piloted in Rock City.
Student-related Crime	City	Operation Graduate began in September with the aim to reduce student-related offences which are known to increase when student residents, particularly first-year university students, return to the City for the start of the academic year. Planned activity will target areas with a high concentration of student residences, and will also use a preventative strategy by educating students on personal safety and home security.
Burglary Dwelling	Force-wide	The Force has recently established a Burglary gold group, which is directing targeted activity across the Force.
Burglary Dwelling	Force	Operation Graphite launched a period of intensive activity in October in an effort to effectively manage the Force's most prolific burglary offenders.
Burglary Dwelling	Force	Operation Optimal Forager commenced in September and features cocooning of households who are direct neighbours of burgled houses, and dedicated patrols in identified hotspot areas. This focuses on face to face contact with householders offering bespoke crime prevention advice, and in the case of vulnerable victims in particular, support to secure their property.



#### **Theme 4: Reduce the impact of drugs and alcohol on levels of crime and anti-social behaviour**

- 4.40 There is no new data available for this measure since the last report.
- 4.41 Nottinghamshire data is broken down by three Primary Care Trusts; Nottingham City, Nottinghamshire County and Bassetlaw.
- 4.42 The volume of admissions in Q3 of 2012/13 was; 1,832 for Nottingham City, 3,745 for Nottinghamshire County and 733 per for Bassetlaw.
- 4.43 These totals represent increases for both Nottingham City (+6.8% or 116 admissions) and Nottinghamshire County (+1.9% or 71 admissions), with only Bassetlaw recording a reduction (-2.7% or 21 admissions) compared to the same quarter the previous year.
- 4.44 Comparing the Q1-3 total in 2012/13 to the same three quarters the previous year, a similar pattern of performance can be seen, both Nottingham City (+6.3%) and Nottinghamshire County (+4.1%) recorded increases whilst again only Bassetlaw recorded a year-on-year decrease in admissions (-1.6%).
- 4.45 Year-to-date figures reveal that 15.6% of All Crime in Force was alcohol related, compared to 18.0% last year. (Year-to-date: City 17.2%, County 14.3%).
- 4.46 Due to current recording limitations there is no target for this measure and the current results should be treated with some caution during the monitoring phase. Improvements in recording practices will be monitored this year with a view to setting a target in later years.

#### **Activity:**

- 4.47 The activities reported in the last report continue to be implemented.
- 4.48 The Alcohol Strategy is out for consultation with key partners. The main strategic themes are:
- Working Together and Sharing Intelligence
  - Early Intervention and Education
  - Treatment and Support
  - Diversion and Prevention
  - Enforcement

#### **Theme 5: Reduce the threat from organised crime**

- 4.49 The target for this measure is to increase the number of confiscation and forfeiture orders and the Force has actually recorded a slight decrease in the number of orders, with 110 orders this year compared to 111 last year (a reduction of 7.1%).

4.50 This reduction in the number of orders means that the Force has not achieved the target volume of orders year-to-date, with 110 orders compared to a target of 122 orders, meaning that the Force has fallen short of target by 12 orders or 11.0% based on year-to-date figures. Although the target has not been met it is worth noting that performance this month represents an improvement on last month, when the Force was notably further away from the target number of orders.

4.51 So far this year the Force has recorded a total order value of £632,300 which equates to an average order value of £5,748, a decrease of 36.5% compared to the average order value recorded during the same period of last year. Again, it should be noted that this position is much improved compared to last month.

**Activity:**

4.52 The activities reported in the last report continue.

**Theme 6: Prevention, early intervention and reduction in re-offending (August 2013)**

4.53 There is no new data available for this measure<sup>b</sup>.

**Activity:**

4.54 The Police and Partnership interventions reported in the previous Panel report continue.

**Theme 7: Spending your money wisely**

4.55 The Government's grant has reduced significantly and in order to balance the budget, savings of £8.6m need to be made in 2013-14.

4.56 Detailed plans are in place to ensure the savings target is met. However, detailed data remains unavailable as to progress against these targets.

4.57 Confirmed efficiencies are currently being made through staff savings and savings from Fleet, Estates and Collaboration.

4.58 The full year net revenue budget for 2013-14 is £196.998m. During September the Quarter Two forecast was undertaken which resulted in an agreed restated full year budget of £198.375m.

4.59 Actual net expenditure for the seven months to October 2013 was £116.033m against a restated budget of £116.086m. The resulting position against the restated budget was an under spend of £0.053m, meaning that the Force is currently within target at this time.

---

<sup>b</sup> Data not provided by partners. This will be updated in the next report

- 4.60 Based on 12 month rolling sickness data, officer sickness for the Force reduced to 3.95% in October 2013 from 4.67% when the updated Attendance Management policy was implemented at the end of October 2012. The reduction appears to coincide with the implementation of the updated Attendance Management policy, and HR is continuing to work closely with line managers to deal with outstanding sickness issues in order to enable the Force to meet target on this measure.
- 4.61 Officer sickness absence in the 12 months to October 2013 amounted to an approximate cost to the Force of £4.0m. This has reduced from £4.8m as at the end of October 2012 when the revised policy was introduced.
- 4.62 Staff sickness is currently close to target, with 12 month rolling figure of 3.78% against the 3.7% target. This represents a notable improvement in performance, with the equivalent figure at the end of October 2012 being 4.44%.
- 4.63 Current BME representation in Force stands at 4.0% for Officers, and 4.6% for staff (October 2013). This shows little change from the proportion recorded in March last year, however the Force is in the process of recruiting new officers following a positive action campaign and therefore a change may be seen in the representation statistics in the coming months.
- 4.64 The representation figures are lower than the BME population of Nottinghamshire, which stands at 11.2% (Source: 2011 Census Data).

**Activity:**

- 4.65 The Absence Management Policy, Procedure and Management Guide were launched in October 2012 and continue to be implemented. This policy appears to be achieving the desired results of reducing levels of sickness.
- 4.66 The Base Budget Review commissioned by the Commissioner is being reviewed in conjunction with the recent value for money profile produced by the HMIC and a list of issues prepared for further discussion.
- 4.67 The new system, 'Artemis', is being introduced which will allow the Force to review the vehicle utilisation scientifically and better allocate the fleet to business requirements.
- 4.68 The Commissioner reported to the Panel at the last meeting an update on the BME project. Since then the BME Project Steering Group has been established and is due to meet again on 28<sup>th</sup> November 2013. The Joint Working Group has been established chaired by the Commissioner met on 22<sup>nd</sup> November 2013.

**DECISIONS**

- 4.69 The Commissioner has the sole legal authority to make a decision as the result of a discussion or based on information provided to him by the public, partner organisations, members of staff from the Nottinghamshire Office of the Police and Crime Commissioner (NOPCC) or Chief Constable.

## Significant Public Interest Decisions

4.70 The Commissioner's web site provides details of all significant public interest decisions. Since the last report a number of decisions have been in respect of:

- **Lease of First Floor, Arnot Hill House, Arnold, Nottingham.** It is proposed to take a Lease of the first floor of Arnot Hill House, Arnold, from Gedling Borough Council for the purpose of accommodation for the **NOPCC**. Arnot Hill House is a detached building in the grounds of Arnot Hill Park adjacent to the Council's main Civic Centre.
- **Animal Welfare - Medical Costs after Retirement.** This scheme has been developed over the past 3 years and various options have been explored. This recognises the valuable contribution made by police dogs and the service they provide. The scheme provides cover for ongoing costs relating to medical injuries or illnesses as a result of working hard during their service.
- **Upgrade to Windows 7.** A report and business was presented to the Chief Officer Team on 30th September at the Force Executive Board with recommendations to adopt Windows 7 Enterprise 32bit as the standard desktop and laptop operating system, replace Microsoft Office 2003 with Microsoft Office 2010, and to introduce Microsoft System Centre Configuration Manager (SCCM) 2012 to improve deployment and enhance on-going service delivery.
- **Business Case for the Establishment of an Image Management System.** There are a number of benefits, including (a) significant time savings and efficiencies in moving images from one place to another, enabling immediate access for evidential, investigative and case management purposes and (b) a valuable contribution to the delivery of digital case files, court presentations and speedier justice processes.

## ACTIVITIES OF COMMISSIONER

4.71 Since the last report, the Commissioner and Deputy Commissioner have been engaged in a number of activities and meetings in relation to strategic matters, media activities, conducted numerous walkabouts and engaged with partners and various communities. These extensive activities reflect the Commissioner's commitment and pledge to be the People's Commissioner.

4.72 As detailed in section 2 above, the Commissioner and Deputy Commissioner continue to take steps to obtain assurances that the Chief Constable has not only identified the key threats to performance but more importantly that swift remedial and appropriate action is being taken to tackle the problems especially in the top 15 Priority Wards in the County and High Impact Wards in the City.

4.73 The Commissioner continues to invite partners to raise their game by working even closer together in partnership with the Police to tackle the emerging issues currently adversely impacting overall performance.

4.74 On 26<sup>th</sup> November 2013 the Commissioner and his Deputy held a meeting with Partnership chairs to discuss and consult on a range of community safety matters. Feedback will be considered as part of the strategic assessment process.

4.75 **Appendix B** contains the Commissioner's newsletter for October 2013 and provides more detail of his and his Deputy's activities since the last Panel report.

## **5. Financial Implications and Budget Provision**

5.1 None - this is an information report. Although the report does contain some information on budget variance.

## **6. Human Resources Implications**

6.1 None - this is an information report. However, the report does provide some information about BME representation.

## **7. Equality Implications**

7.1 None – although it should be noted that high levels of crime occur predominately in areas of high social deprivation.

## **8. Risk Management**

8.1 Risks to performance are identified in the main body of the report together with information on how risks are being mitigated.

## **9. Policy Implications and links to the Police and Crime Plan Priorities**

9.1 This report provides Members with an update on performance in respect of the Police and Crime Plan.

## **10. Changes in Legislation or other Legal Considerations**

10.1 None which affects the content of this report.

## **11. Details of outcome of consultation**

11.1 The Deputy Chief Constable has been consulted on this report and feedback has been taken into account.

## **12. Appendices**

- A. Performance Tables
- B. Commissioner's Newsletter for October 2013

For any enquiries about this report please contact:

Kevin Dennis, Chief Executive of the Nottinghamshire Office of the Police and Crime Commissioner

Kevin.dennis@nottinghamshire.pnn.police.uk  
Tel: 0115 9670999 ext 8012001

# **APPENDIX A**

## **Performance Report**

Themes 1 - 7

**Performance to October 2013**

## Strategic Priority Theme 1: Protect, support and respond to victims, witnesses and vulnerable people

Measure		Target Profile	Current Performance – 12 months to August 2013 <sup>1</sup>		
			Target	Trend	Summary
1	% of victims of crime that are completely, very or fairly satisfied with the service they have received from the police	<ul style="list-style-type: none"> <li>90%</li> <li>To be in the top five Forces nationally</li> </ul>	-2.9 pp <sup>2</sup> ●	-0.2 pp ↔	<p>Performance is stable when considering the long term trend with the Force remaining below the <b>90%</b> target.</p> <p>Satisfaction for incidents in the 12 months to August is <b>87.1%</b>. It was 87.3% for the comparative period in the previous year.</p> <p>The Force is in line with peers nationally and is above the Most Similar Group (MSG) average (based on 12 months of interviews ending June 2013).</p> <p>The gap between the two divisions is broadly unchanged (City <b>86.2%</b>, County <b>87.8%</b>).</p> <p>Theft from vehicle crime satisfaction remains a key differentiating factor between the divisions, with the City experiencing a negative trajectory over the last year.</p>
2	% of victims and witnesses satisfied with the services provided in court	<ul style="list-style-type: none"> <li>90% satisfied with service received</li> <li>85% feel confident to give evidence in court</li> <li>Improved satisfaction levels compared to 2012-13</li> </ul>	+2.2 pp ●	↔ <sup>3</sup>	<p>In October, <b>92.2%</b> of victims and witnesses were satisfied or very satisfied with the services provided in Court and the <b>90%</b> target has been achieved in nine of the ten nine months.</p> <p>Year-to-date figures show an average satisfaction level of <b>93.6%</b> (April - October 2013), while <b>88.0%</b> felt confident to give evidence (April - June 2013).</p>
3	% of people who agree that the Police and Council are dealing with local Anti-Social Behaviour and other crime issues	<ul style="list-style-type: none"> <li>60% by 2015-16</li> </ul>	-8.8 pp ●	-8.0 pp ↓	<p>The agreement level is <b>51.2%</b> for 12 months interviews ending June 2013. Performance is below target although there has been positive movement since the previous quarterly results.</p> <p>The Force remains below peers and there is a statistically significant disparity to the national average.</p>

<sup>1</sup> Unless otherwise stated. Where different date parameters apply, this will be detailed in the summary for the measure

<sup>2</sup> Percentage points

<sup>3</sup> Should be treated with caution due to limited amount of data available











## Strategic Priority Theme 1: Protect, support and respond to victims, witnesses and vulnerable people

Measure		Target Profile	Current Performance – 12 months to August 2013 <sup>1</sup>		
			Target	Trend	Summary
4	% reduction of people that have been repeat victims within the previous 12 months	<ul style="list-style-type: none"> <li>Reduce the number of repeat victims of Domestic Abuse, Hate Crime &amp; Anti-Social Behaviour by 5% year on year compared to 2012-13</li> </ul>	-6.9% ●	-11.1% ↓	<p>Year-to-date (April to October 2013) there has been an <b>11.1%</b> reduction in the number of people that have been repeat victims of Domestic Violence, Hate Crime or Anti-Social Behaviour (ASB) within the previous 12 months, when compared to the same period of last year. This equates to <b>679</b> fewer repeat victims.</p> <p>The Force is currently achieving target on this measure, with performance being driven by a reduction of <b>15.9%</b> in repeat ASB victims when compared with the same period last year.</p> <p>Whilst this is positive it should be noted that as ASB accounts for the majority of the volume on this measure, strong performance in terms of ASB repeat victims is serving to mask an increase in repeat victims of domestic violence, with the Force currently experiencing an increase of <b>9.7%</b> (103 victims) when compared to last year. This was discussed in detail in the October Performance and Insight report, with the increase linked to an overall increase in Domestic Violence in Force.</p> <p>This increase in repeat victims of Domestic Violence continues to be seen on both the City and the County, with the City experiencing increases on all three operational areas year-to-date, the largest being City Central with a 41.0% (34 victims) increase. On the County, Ashfield, Gedling and Rushcliffe district areas are all proving successful in reducing repeat victims of Domestic Violence, however performance in the Newark &amp; Sherwood area is of concern, with an increase of 33.3% (24 victims).</p> <p>Through working with partners the Force aims to reduce the number of repeat victims by providing effective intervention at the time of the first incident. An increase in repeat victims of Domestic Violence is a concern and suggests that positive action to tackle repeat victimisation in this area is not proving effective. This situation will be monitored in the coming months with a detailed report to be included in the January Performance and Insight report.</p>

## Strategic Priority Theme 1: Protect, support and respond to victims, witnesses and vulnerable people

Measure		Target Profile	Current Performance – 12 months to August 2013 <sup>1</sup>		
			Target	Trend	Summary
5	The number of people Killed or Seriously Injured (KSIs) on Nottinghamshire's roads	<ul style="list-style-type: none"> <li>40% reduction in all Killed and Seriously Injured (KSIs) by 2020 (from 2005-2009 average)</li> </ul>	-18.8% ●	-23.5% ↓	<p>Quarter 1 and 2 figures reveal that between January and June 2013, the Force recorded a <b>23.5%</b> reduction in KSIs when compared to the same period of 2012. This equates to <b>64</b> fewer people Killed or Seriously Injured on Nottinghamshire's roads, and means that the Force is currently on course to meet the long term target reduction for this measure. While all user groups are showing a reduction, the vulnerable road user groups (motorcyclists, pedal cyclists and pedestrians) show the greatest reductions in percentage terms.</p> <p>The current reduction is attributed to the success of proactive operations such as Op Drosometer, with the second phase of this operation concluding recently. During the course of the operation more than 6,000 individuals were caught for driving offences, with the majority of these for not wearing a seatbelt or for using a mobile phone whilst driving.</p> <p>Provisional figures suggest a continuation of the current trend into quarter 3, allowing confidence that Nottinghamshire is experiencing a consistent reduction in the number of persons Killed or Seriously Injured on the roads.</p>

## Strategic Priority Theme 2: Improve the efficiency, accessibility and effectiveness of the criminal justice process

Measure		Target Profile	Current Performance – Year-to-date to September 2013 <sup>4</sup>		
			Target	Trend	Summary
1	% of Crown Court files to be submitted by the police to the CPS on time and without deficiencies	<ul style="list-style-type: none"> <li>To improve the current timeliness and quality of files</li> </ul>	CC Error Rate -0.7pp  CC Timeliness -6.0pp  MC Quality +1.0pp  MC Timeliness +0.7pp 	 <sup>5</sup>	<p><b>There is no new data available for this measure<sup>6</sup>.</b> Performance on this measure remains stable in the short-term, however it is not possible to make accurate long-term judgments regarding trend due to a lack of data<sup>7</sup>.</p> <p>The Crown Court shows the stronger performance this month, with improvements in both file quality and timeliness meaning that the target has been achieved. Performance in August is particularly strong, with both the error and late rates for the Crown Court at their lowest level this year.</p> <p>Performance in terms of the Magistrates Court files is not as strong, with this area failing to meet either the quality or the timeliness target. Examination of monthly data reveals that the error rate for Magistrates Court files has been increasing since the start of the year, reaching a peak in August, and the late rate is now increasing following an earlier period of improvement.</p>
1	Crown Court and Magistrates Court conviction rates	<ul style="list-style-type: none"> <li>To be better than the national average</li> <li>To be consistently in line with CPS national averages</li> </ul>	CC +3.6pp  MC 0.1 pp 		<p>Nottinghamshire Criminal Justice Area is showing a conviction rate for the month of September 2013 of <b>84.6%</b> for cases prosecuted through the Magistrates' Courts (MC) and <b>85.0%</b> for cases prosecuted through the Crown Court (CC).</p> <p>Both courts recorded rates in August which were below the average for the year so far; however the on-target position for both remains positive. The Crown Court continues to meet target having achieved a year-to-date conviction rate of <b>85.0%</b> against a national average of <b>81.4%</b>. The Magistrates Court is also on target, having recorded a year-to-date rate which is 0.1pp better than the national average.</p>

<sup>4</sup> Unless otherwise stated. Where different date parameters apply, this will be detailed in the summary for the measure

<sup>5</sup> Performance on all of the criminal justice measures remains stable in the short-term, however it is not possible to make accurate long-term judgments regarding trend due to a lack of available data

<sup>6</sup> Due to a delay in receiving the September data for the Magistrate's Court it is not possible to update this measure. Data shown is to the end of August

<sup>7</sup> Where information on direction of travel is provided for this measure, it will reflect the current month's position compared to last month's position.

## Strategic Priority Theme 2: Improve the efficiency, accessibility and effectiveness of the criminal justice process

Measure		Target Profile	Current Performance – Year-to-date to September 2013 <sup>4</sup>		
			Target	Trend	Summary
2	% of effective trials in the Magistrates' and Crown Courts	<ul style="list-style-type: none"> <li>Reduce % of ineffective trials compared to 2012-13</li> <li>Achieve an effective trial rate of 50% for Crown Court and 50% for Magistrates Court</li> </ul>	<p>CC -6.5pp ●</p> <p>MC -8.6pp ●</p>	↔	<p>Year-to-date figures to October 2013 show that the current effective trial rate is <b>41.4%</b> for the Magistrates Court, and <b>43.5%</b> for the Crown Court, meaning that neither court is achieving the target 50% effective trial rate.</p> <p>Performance across both courts has been fairly static over the last 14 months. Although the current year-to-date average for the Magistrates Court shows a slight increase, the Crown Court has seen a reduction compared to last year, however this is only slight and is by no means significant.</p> <p>Current trends suggest that the 50% target will be a challenging one to achieve this year. Improvements in file quality and timeliness may help to support the Criminal Justice Service in improving the effective trial rate for the courts.</p>

### Strategic Priority Theme 3: Focus on those local areas that are most affected by Crime and Anti-Social Behaviour

Measure		Target Profile	Current Performance – Year-to-date to October 2013		
			Target	Trend	Summary
1	Reduction in All Crime across the Force	<ul style="list-style-type: none"> <li>10% reduction compared to 2012-13</li> </ul>	+9.9% ●	+2.1% ↑	<p>The Force continues to record a year-to-date increase in All Crime, and is therefore not achieving the 10% reduction target. On a positive note, recent performance suggests signs of improvement, with the month of October recording a reduction on the volume recorded in October 2012. This has had a notable effect on the year-to-date picture, with a year-to-date increase of 2.1%, compared to the 3.3% noted last month.</p> <p>In terms of divisional performance, both City and County are recording increases year-to-date, and these are at a similar level this month (City +2.1% or 361 offences, County +2.1% or 472 offences).</p> <p>As discussed in the previous report, Theft &amp; Handling and Violence Against the Person offences account for a large proportion of the Forces All Crime, and these groups continue to record year-to-date increases. Despite this it should be noted that the improvement in All Crime performance in October was driven by reductions across the majority of offence types, including Violence Against the Person, where a 4.3% (54 offences) reduction was seen when compared to last October. This suggests that recent proactive work to reduce violence, such as the 'Alliance Against Violence' campaign, are having a positive effect on performance. There were also improvements in Theft &amp; Handling, with volume in October only slightly higher than last October, and this is due to strong reductions in both Shoplifting and Theft from Person offences in a number of key locations in the City.</p> <p>Both Burglary Dwelling and Robbery remain of concern, with large percentage increases recorded in both of these offences types year-to-date</p> <p>The Force's Priority Areas show mixed performance, with more than half now recording increases as seen at Force level.</p>

### Strategic Priority Theme 3: Focus on those local areas that are most affected by Crime and Anti-Social Behaviour

Measure		Target Profile	Current Performance – Year-to-date to October 2013		
			Target	Trend	Summary
2	Reduction in Anti-Social Behaviour incidents across the Force	<ul style="list-style-type: none"> <li>8% reduction year on year, from 2013-14 to 2015-16</li> <li>A 50% reduction in ASB incidents across the Force by 2015-16 compared to 2011-12</li> </ul>	-2.4% ●	-10.1% ↓	<p>The Force continues to record a reduction in Anti-Social Behaviour (ASB) incidents, with 2,552 fewer incidents recorded this year compared to last.</p> <p>Although the Force is currently achieving target on this measure it should be noted that reductions have been slowing in recent months and the current year-to-date reduction is notably smaller than that recorded last month. Considering performance over time the rolling average performance is levelling out, and if the Force were to continue on its current trajectory then it is possible that the target reduction will not be achieved at the end of the performance year.</p> <p>The Force can expect a seasonal dip in incidents in the coming winter months, however it is essential that the focus remain on reducing ASB incidents, particularly in those areas most affected by a disproportionately high level of ASB incidents.</p>
3	The detection rate (including Positive Outcomes) for recorded offences	<ul style="list-style-type: none"> <li>A rate of 37% (including positive outcomes) for All Crime</li> <li>To monitor Home Office disposals as follows; Charge/Summons, Caution/Reprimand/Warning Taken into consideration, Penalty Notice for Disorder, Cannabis Warning, Community Resolution.</li> </ul>	-6.1pp ●	-5.5pp ↓	<p>The overall year-to-date detection rate of <b>30.9%</b> is considerably lower than the current target of <b>37.0%</b>, and is also below the <b>36.4%</b> rate recorded last year.</p> <p>Detection rates on the BCUs are similar to those seen at Force level (<b>31.8%</b> on the City, <b>30.2%</b> on the County).</p> <p>The current detection rate is <b>5.5</b> percentage points lower than the rate recorded last year, and this has been driven by both an increase in offence volume, and a decrease in the volume of detections recorded (<b>7.8%</b> or 1,128 less detections compared to last year).</p> <p>With the exception of Community Resolutions, all of the main types of outcomes have shown a reduction this year; with the reduction in offences Taken Into Consideration (TICs) of most concern.</p>

## Strategic Priority Theme 4: Reduce the impact of drugs and alcohol on levels of Crime and Anti-Social Behaviour

Measure		Target Profile	Current Performance – Year-to-date to October 2013		
			Target	Trend	Summary
1	Number of alcohol related admissions to hospital	<ul style="list-style-type: none"> <li>A reduction in the number of alcohol related admissions to hospital compared to 2012-13</li> </ul>	+2.1% ●	+2.0% ↑	<p><b>There is no new data available for this measure.</b> Nottinghamshire data is broken down by three Primary Care Trusts; Nottingham City, Nottinghamshire County and Bassetlaw.</p> <p>The volume of admissions in Q3 of 2012/13 was; <b>1,832</b> for Nottingham City, <b>3,745</b> for Nottinghamshire County and <b>733</b> per for Bassetlaw.</p> <p>These totals represent increases for both Nottingham City (+6.8% or 116 admissions) and Nottinghamshire County (+1.9% or 71 admissions), with only Bassetlaw recording a reduction (-2.7% or 21 admissions) compared to the same quarter the previous year.</p> <p>Comparing the Q1-3 total in 2012/13 to the same three quarters the previous year, a similar pattern of performance can be seen, both Nottingham City (+6.3%) and Nottinghamshire County (+4.1%) recorded increases whilst again only Bassetlaw recorded a year-on-year decrease in admissions (-1.6%).</p>
1	The number of alcohol related crimes (proxy measure)	<ul style="list-style-type: none"> <li>Monitor the number of crimes which appear alcohol related</li> </ul>	N/A	N/A	<p>Year-to-date figures reveal that <b>15.6%</b> of All Crime in Force was alcohol related, compared to <b>18.0%</b> last year. (Year-to-date: City <b>17.2%</b>, County <b>14.3%</b>).</p> <p>Due to current recording limitations there is no target for this measure and the current results should be treated with some caution during the monitoring phase. Improvements in recording practices will be monitored this year with a view to setting a target in later years.</p>

## Strategic Priority Theme 5: Reduce the threat from organised crime

Measure		Target Profile	Current Performance – Year-to-date to October 2013		
			Target	Trend	Summary
1	The number of Proceeds of Crime Act (POCA) confiscation and forfeiture orders	<ul style="list-style-type: none"> <li>10% increase (year on year) in the numbers of confiscation and forfeiture orders compared to 2012-13</li> </ul>	-11.0% ●	-0.9% ↓	<p>The target for this measure is to increase the number of confiscation and forfeiture orders and the Force has actually recorded a slight decrease in the number of orders, with <b>110</b> orders this year compared to <b>111</b> last year (a reduction of <b>7.1%</b>).</p> <p>This reduction in the number of orders means that the Force has not achieved the target volume of orders year-to-date, with <b>110</b> orders compared to a target of <b>122</b> orders, meaning that the Force has fallen short of target by <b>12</b> orders or <b>11.0%</b> based on year-to-date figures. Although the target has not been met it is worth noting that performance this month represents an improvement on last month, when the Force was notably further away from the target number of orders.</p> <p>So far this year the Force has recorded a total order value of <b>£632,300.15</b> which equates to an average order value of <b>£5,748.18</b>, a decrease of <b>36.5%</b> compared to the average order value recorded during the same period of last year. Again, it should be noted that this position is much improved compared to last month.</p>
2	Force threat, harm and risk (THR) assessment level	<ul style="list-style-type: none"> <li>To reduce THR to below the 2012-13 level</li> </ul>	●	↓	<p><b>There is no update available for this measure<sup>8</sup>.</b> The year-to-date THR level is <b>slightly reduced</b> when compared to that recorded at the end of last year.</p> <p>In terms of criminal intent and capability, the <i>current threat</i> from Serious, Organised Crime in Nottinghamshire can be described as <b>significant</b> and <b>consistent</b> but with evidence of <b>successful disruption</b> within the last 6 month period as a result of various Nottinghamshire Police and EMSOU operations.</p> <p>From an intelligence perspective, despite this successful disruption the recent and upcoming prison release of key individuals linked to organised criminality means that it is likely that the medium term threat from Serious, Organised Crime in Nottinghamshire will not change from its current threat status of <b>significant</b> and <b>consistent</b>.</p>

<sup>8</sup> The THR level is currently being assessed and it is anticipated that this will be updated for next months report



## Strategic Priority Theme 6: Prevention, early intervention and reduction in re-offending

Measure		Target Profile	Current Performance – Year-to-date to October 2013		
			Target	Trend	Summary
1	First-Time Entrants (FTEs) into the Youth Justice System	<ul style="list-style-type: none"><li>10% reduction (year on year) compared to 2012-13</li></ul>	-23.8% ●	-27.3% ↓	<p><b>There is no new data available for this measure<sup>9</sup>.</b> There have been 200 First-Time Entrants (FTEs) into the Youth Justice System this year (April – August 2013). This is a reduction of <b>27.3%</b> (75 FTEs) compared to last year. The current year-to-date target has been achieved. Currently <b>23.8%</b> or <b>48</b> FTEs better than target.</p> <p>The largest reduction this year is seen on the County, where a <b>47.2%</b> reduction was recorded, while the City recorded a reduction of <b>6.0%</b>.</p> <p>The use of Restorative Justice disposals and Community Resolutions came into force at the beginning of 2012-13 and it is expected that as it gathers momentum there will be less FTEs year on year.</p>
2	<p>National – reduce the offending of offenders managed and supervised by Integrated Offender Management (IOM) that cause significant harm</p> <p>Local - Acquisitive Crime Cohort, high risk of harm offenders and young adult offenders (18-21years)</p>	<ul style="list-style-type: none"><li>10% reduction (year on year) compared to 2012-13</li><li>Reduce (proven) reoffending to be below the national average</li><li>To monitor the Acquisitive Crime Cohort, high risk of harm offenders and young adult offenders (18-21years)</li></ul>	+2.7% ●	N/A	<p><b>There is no new data available for this measure.</b> National data published by the Ministry of Justice covering the quarters April 2010 to March 2011 suggest that Nottinghamshire had a ‘proven’ re-offending rate of <b>36.9%</b>, <b>2.7</b> percentage points above the national average of <b>33.9%</b>, placing the Force 31<sup>st</sup> out of 36 areas.</p> <p>When considering the Force’s Acquisitive Crime cohort (local data to end of October 2013<sup>10</sup>), there are currently 310 IOM nominals managed by the Force with 24 of these (7.7%) classed as juvenile offenders, and 60 (19.4%) as young adult offenders. Three offenders are classed as ‘high risk of harm’ offenders.</p> <p>Of the 310 nominals, 41.9% are named as an offender in an offence which took place in Force this year. In addition to this, 38.3% are named as a suspect in an offence (please note – this could include offences where the nominal has gone on to be named as the offender in the offence). Of the young adult IOM’s, 43.3% have been named as an offender in an offence. One nominal identified as being ‘high risk of harm’ has been identified as the offender in five offences, with the other two named as a suspect in more than one offence this year but have not been named as an offender.</p>

<sup>9</sup> Data not provided by partners. This will be updated in the next report

<sup>10</sup> Data has been taken from the Force's CRMS and Memex systems. For more information please contact the report author

## Strategic Priority Theme 7: Spending your money wisely

Measure		Target Profile	Current Performance – Year-to-date to October 2013 <sup>11</sup>		
			Target	Trend	Summary
1	Make efficiency savings	▪ Save £8.6m by March 2014	N/A	N/A	<p>The Government's grant has reduced significantly and in order to balance the budget, savings of <b>£8.6m</b> need to be made in 2013-14.</p> <p>Detailed plans are in place to ensure the savings target is met. However, detailed data remains unavailable as to progress against these targets.</p> <p>Confirmed efficiencies are currently being made through staff savings and savings from Fleet, Estates and Collaboration.</p>
2	Ensure balanced budget	▪ Overall spend v budget	+0.0% ●	N/A	<p>The full year net revenue budget for 2013-14 is £196.998m. During September the Quarter Two forecast was undertaken which resulted in an agreed restated full year budget of £198.375m.</p> <p>Actual net expenditure for the seven months to October 2013 was £116.033m against a restated budget of £116.086m. The resulting position against the restated budget was an under spend of £0.053m, meaning that the Force is currently within target at this time.</p>
3	Total number of days lost due to sickness (Officer)	▪ 3.7% for Officers and Staff (8.2 days)	+6.8% ●	-15% ↓	<p>Based on 12 month rolling sickness data, officer sickness for the Force reduced to 3.95% in October 2013 from 4.67% when the updated Attendance Management policy was implemented at the end of October 2012. The reduction appears to coincide with the implementation of the updated Attendance Management policy, and HR is continuing to work closely with line managers to deal with outstanding sickness issues in order to enable the Force to meet target on this measure.</p> <p>Officer sickness absence in the 12 months to October 2013 amounted to an approximate cost to the Force of £4.0m. This has reduced from £4.8m as at the end of October 2012 when the revised policy was introduced.</p>

<sup>11</sup> Unless otherwise stated. Where different date parameters apply, this will be detailed in the summary for the measure

## Strategic Priority Theme 7: Spending your money wisely

Measure		Target Profile	Current Performance – Year-to-date to October 2013 <sup>11</sup>		
			Target	Trend	Summary
3	Total number of days lost due to sickness (Staff)	<ul style="list-style-type: none"> <li>3.7% for Officers and Staff (8.2 days)</li> </ul>	+2.2% ●	-15% ↓	Staff sickness is currently close to target, with 12 month rolling figure of 3.78% against the 3.7% target. This represents a notable improvement in performance, with the equivalent figure at the end of October 2012 being 4.44%.
4	BME representation	<ul style="list-style-type: none"> <li>To reduce the gap in current Black Minority Ethnic (BME) representation within the Force and local BME community representation in respect of: Recruitment for officers and staff to reflect the local community</li> </ul>	●	+0.1% ↔	<p>Current BME representation in Force stands at 4.0% for Officers, and 4.6% for staff (October 2013). This shows little change from the proportion recorded in March last year, however the Force is in the process of recruiting new officers following a positive action campaign and therefore a change may be seen in the representation statistics in the coming months.</p> <p>The representation figures are lower than the BME population of Nottinghamshire, which stands at 11.2% (Source: 2011 Census Data).</p>
Proxy measures:					

# THE BEAT



**Winter is fast-approaching and so too is my first anniversary as Police and Crime Commissioner for Nottinghamshire.**

As we look back on the first full year of this role, it is pleasing to see the progress that has been made thanks to greater partnership working and a more holistic approach to problem-solving. Behind all of the action and decisions we have taken in the last year is a drive to forge stronger relationships with the communities we serve. Our residents have spoken and their input and experiences is helping to shape the way we move forward.

## Community walkabouts in priority areas

Listening to our communities is essential for this job but so too is getting first-hand insight into the issues and concerns they raise. As such, my deputy, Chris Cutland, and I have embarked on a series of walkabouts continuing over the next couple of months to meet residents and discuss local problems.



The visits will take place in the City and County priority areas so that we can gain a better understanding of the police and partnership working taking place to address issues which are blighting the lives of those who live there. **St Ann's, Aspley, Arboretum, Bulwell, Newark, Worksop, Mansfield and Sutton** are some of the neighbourhoods we will visit and I look forward to meeting local representatives to hear more about how we might help resolve local problems.

***Resources will, of course, also help. That's why I'm delighted that the first of 150 experienced police officers backed by 60 new PCSOs are now hitting the ground.***

# Bingham Safety Fair



**It was a pleasure to formally open the first Bingham Safety Fair which brought together a multitude of crime reduction organisations to provide free advice and information to the public.**

Knowledge is power when it comes to protecting yourself and your property from criminals and this innovative event was a great way of reinforcing the message that we all have a part to play in making our country crime-free and this starts with taking our own personal security seriously. Those visiting the event were given advice from experts in personal and property safety, online security and victim support and I talked to many attendees about their views on community safety.

## Play your part and help to reduce crime



**Crime in Nottinghamshire is currently following a national trend which has seen a slight increase in comparison to last year. The increase (+3.2%) has slowed since the start of the year but remains a concern and we are already working hard to address this fluctuation.**

Latest data suggests that 23 out of the 43 forces nationally recorded an increase in crime between April and August 2014, which indicates Nottinghamshire is not alone in this issue. However, we need to understand why this is specifically happening within our county and I'm working hard with the Chief Constable to identify possible causes and solutions.

One way of addressing the rise is smarter working with our partners as well as commissioning services from crime reduction organisations so that we tackle criminality from every angle. Clearly, reduced funding continues to be an issue for us and all forces nationally however with more effective working patterns and good co-operation between partners, we all believe the situation can be reversed.

Burglary is one area we are working hard to address in light of recent statistics. Of all offences, burglary can be most harmful to people's fear of crime and their feelings of safety. The Force is doing its utmost to target this crime and increase detections so that the perpetrators are removed from our streets and our communities feel less vulnerable. However, a recent review of burglary has highlighted that most cases have occurred when people have left their property unsecured. By removing the opportunity, we can have all have a positive effect on crime rates and protect ourselves from becoming a victim. The dark nights have already arrived so now is an ideal time to become security conscious and make life harder for opportunists. Don't make life easy for them!

**One of the positive developments highlighted in the recent performance update relates to satisfaction levels among victims of crime. More than 87% of victims of crime are completely, very or fairly satisfied with the service they have received from Nottinghamshire Police which is just 2.7% away from the Police and Crime Plan target of 90%.**



## Working closer with our BME communities



**October marked the first meeting of our BME working group to progress plans to enhance the relationship between Nottinghamshire Police and members of the black and minority ethnic community.** This working group was established in response to the findings of the detailed research project I commissioned in the summer to analyse any perceived tensions that exist between police and the BME community and understand their experiences of policing. The study looked at controversial issues such as stop and search and under representation in the workforce to explore negative perceptions of the police and identify ways of moving forward. Plans are now in place through the working group to implement 36 recommendations from the report as part of my drive to promote equality and build a service that reflects the needs of all Nottinghamshire residents.

## Community organisations benefit from funding to tackle crime

**More than £350,000 of funding has now been allocated to community groups and organisations whose activities will help to reduce the cycle of crime and break patterns of offending. It is the first time the Community Safety Partnership Fund has been allocated to Nottinghamshire-based projects – previously this money came from central Government – and I'm pleased to have been able to support a broad range of initiatives that are both preventative and reactive and will help people turn around their lives and make our county safer.**

Initial recipients include Bassetlaw Street Pastors which successfully applied for £5,000 to help provide a night-time economy pastor service providing advice and support to vulnerable people and Hetty's Criminal Justice Family Interventions which has received £25,000 to deliver preventative family intervention workshops focused on the impact of prisoners' drug and alcohol use on family members.

As part of my commitment to improve services and support for victims of domestic violence, we've agreed a number of funding applications to strengthen our response to this issue. This includes more than £22,000 worth of funding for Women's Aid Integrated Services for its Teen Relationships Domestic Violence pilot project. This initiative will deliver advice and help for teenage girls aged 13-17 who are experiencing relationship abuse.

As part of the application process, organisations must demonstrate previous success to receive a share of the funding and also support the key aims of my Police and Crime Plan. This scrutiny process will continue in the future to monitor the effectiveness of each project and to ensure we are receiving value for money for the public.



## Facing up to Offending

**Restorative justice is a theme I'm very keen to expand in Nottinghamshire, partly because of the positive outcome it can have on offending but also because of the benefits it provides to victims.**

We've already undertaken our own work in the county and I'm delighted to now be jointly hosting a national conference called Facing up to Offending on 3rd December at Nottinghamshire Golf Club in Cotgrave.

This will bring together a multitude of criminal justice agencies and experts to examine the effectiveness of a national review into the benefits of restorative justice which involved Her Majesty's Inspectorate of Constabularies (HMIC), Her Majesty's Inspectorate of Probation (HMI Probation), Her Majesty's Crown



Prosecution Service Inspectorate (HMCPSP) and Her Majesty's Inspectorate of Prisons (HMIP). Both the Chief Constable and I will also be speaking.

Anyone with an interest in restorative justice can register for the event on the No Offence! website  
**[www.no-offence.org](http://www.no-offence.org)**

We held our own Restorative Justice Summit earlier this year to explore how closer working between local justice agencies could achieve higher quality RJ. The national conference will explore the opportunities RJ has to make savings and improve outcomes on a regional basis if used in the right way. It is also aims to turn the findings of the review into a practical strategy and will showcase examples of good practice from across the county to help local areas develop a more successful RJ system.

## Commissioner trials new tag - all in the name of crime reduction

**With so much to do, I'm never too far away from my criminal justice colleagues but they certainly knew how to pinpoint me in August when I agreed to trial a locational GPS tag for a week. I was fitted with the new device to highlight Nottinghamshire Police's official launch of the technology which enables officers to keep track of offenders who have been released into the community at all times.**



**Early trials in the county are very encouraging and have already demonstrated that tagging leads to fewer crimes which equates to fewer victims and a reduced cost to the taxpayer. It is hoped that the use of tags will help keep offenders on the straight and narrow when they rejoin the community and help them to establish law-abiding patterns to keep them crime-free in the long-term.**

Twenty tags were ordered for use by the force at a cost of £45,200 following positive feedback by officers involved in the successful pilot. The tags are being provided by G4S and the process of being fitted with one is currently voluntary.

I for one have been keen to experience for myself what it's like wearing a tag and I came away with the impression that it is a very clever and effective piece of kit. It certainly wasn't easy and I don't think I really got used to it by the end of the week but it does allow offenders to stay within the community and prove to police they have turned a corner or not, whatever the case may be.

## New volunteers promise to serve Nottinghamshire's communities



**This month we've welcomed the arrival of 72 new police cadets to help deliver crime reduction in Nottinghamshire.**

The new recruits, all aged 16, were sworn into their roles at County Hall where they declared their allegiance to the force and pledged to serve the community and act as ambassadors for Nottinghamshire Police.

Deputy Commissioner Chris Cutland attended the event to welcome the cadets and express her gratitude at the personal commitment they had offered to make Nottinghamshire safer. She talked about the way they were challenging negative, stereotypical perceptions of young people and really making a difference to their local communities.

Speaking after the event she said: "It's great that so many young people in the county are prepared to give their time so freely to protect people and I am delighted the Force is investing in local support which will be for the benefit of everybody."

I'm particularly keen to bolster the Force's pool of volunteers to help get to the heart of local issues and encourage the public to take responsibility for safety in their area.

The cadets officially joined the Force last month and will attend a total of 39 weekly sessions to develop an understanding of various operational departments and learn skills. They will volunteer four hours per month to assist the police in attending public events and deliver crime prevention activities.

## Research to help improve services to domestic abuse victims

**One of the pledges I made when taking on this role is to improve services and support for repeat victims of domestic violence, a goal that features heavily within my first Police and Crime Plan.**

Over the past couple of months, we've taken some important steps to realising these aims by commissioning a domestic violence research project which will help us to understand the complex issues behind abuse and how we can manage and respond to the issues to offer more support to victims.

The project offers us an opportunity to look at the issues surrounding domestic violence in unprecedented detail so that we can develop better systems to protect people and deliver the right help. The bid for the academic research was successfully won by a collection of academics working together at the Department of Criminology, University of Leicester. Deputy Commissioner Chris Cutland, who is former chief executive of Women's Aid Nottingham, is leading the ground-breaking work and will make a series of recommendations to improve support services and cost effectiveness following the outcome of the research project.

The project, which is in keeping with my plan to protect, support and respond to victims, witnesses and vulnerably people, got underway on October 1 and the final report will be presented by August 2015. It will include a review of support work across medium repeat cases, the referrals process, setting up victim focus groups and interviewing individuals, service providers and partners to identify successful pathways to sustainable recovery. It will also involve identifying gaps in the provision of services and explore why there is under-reporting of abuse to the police.



## KEEP ON TALKING

**I'm delighted that so many people contact me, with problems, compliments and comments. This is particularly important as I need to be able to listen to your views and learn from them and also know that you can keep up to date with what my Deputy, my team and I are doing.**

**Whatever I do, I am answerable to you, the electorate. You can contact me at any time to ask questions or put your views across.**

### You can visit:

[www.nottinghamshire.pcc.police.uk](http://www.nottinghamshire.pcc.police.uk)

### You can follow me

@PaddyTipping and @NottsPCC  
or Facebook PaddyTipping or NottsPCC.

### You can write to me at:

Nottinghamshire Office of the Police and Crime Commissioner, County Hall, West Bridgford, Nottingham NG2 7QP

### E-mail me at:

[nopcc@nottinghamshire.pnn.police.uk](mailto:nopcc@nottinghamshire.pnn.police.uk)

### Telephone me on:

0115 967 0999 ext 801 2005.