

For Consideration	
Public/Non Public*	Public
Report to:	Police and Crime Panel
Date of Meeting:	24th September 2015
Report of:	Paddy Tipping Police and Crime Commissioner
Report Author:	Kevin Dennis
E-mail:	kevin.dennis@nottinghamshire.pnn.police.uk
Other Contacts:	Kevin Dennis
Agenda Item:	09

POLICE AND CRIME COMMISSIONER'S UPDATE REPORT

1. PURPOSE OF THE REPORT

- 1.1 This report presents the Joint Audit & Scrutiny Panel (Panel) with the Police and Crime Commissioner's (Commissioner) update report. This report is also to be presented to the Police and Crime Panel on 7th September 2015.
- 1.2 This report provides the Panel with an overview of current performance, key decisions made and his activities.

2. RECOMMENDATIONS

- 2.1 The Panel to note the contents of this update report consider and discuss the issues and provide feedback to the Commissioner on any issues of concern.

3. REASONS FOR RECOMMENDATIONS

- 3.1 To provide the Panel with information so that they can review the steps the Commissioner is taking to fulfil his pledges and provide sufficient information to enable the Panel to fulfil its scrutiny role.

4. Summary of Key Points

POLICING AND CRIME PLAN – (2015-18)

- 4.1 Performance against refreshed targets and measures across all seven themes is contained in the tables at **Appendix A** up to June 2015. This is the first report to the Panel in respect of the Commissioner's third Police and Crime Plan.
- 4.2 The Commissioner's report has been simplified to focus on reporting by exception. In this respect, this section of the report relates exclusively to some performance currently rated red i.e. significantly worse than the target (>5% difference) or blue, significantly better than the target (>5% difference).

- 4.3 The table below shows a breakdown of the RAGB status the Force has assigned to the 33 new sub-measures reported in **Appendix A**. It can be seen that 22 (67%) of these measures are Amber, Green or Blue indicating that the majority of measures are close, better or significantly better than the target. 33% of measures reported are Red and significantly worse than target.

KEY to Performance Comparators			
Performance Against Target		June-15	% of Total
●	Significantly better than Target >5% difference	7	21%
●	Better than Target	11	33%
●	Close to achieving Target (within 5%)	4	12%
●	Significantly worse than Target >5% difference	11	33%
		33	100%

- 4.4 In summary, total crime is higher than last year (+8.3%, **Red**) but antisocial behaviour (ASB) is much lower (-7.1%, **Blue**). Violence continues to be the key driver to the overall increase in Total crime (+28.7%, +1,119) and follows the HMIC inspection undertaken in 2014 into crime recording which has led to higher compliance rates to the national crime recording standard. Nottinghamshire is believed to have one of the highest compliance rates (98%) and this has led to more incidents being recorded as crimes. In addition, new offences of Harassment and Malicious Communications are now counted as recorded crimes.
- 4.5 As explained at [Section 4.7.6](#), despite this +8.3% increase, 19 other forces have experienced much higher % increases with the national average being +9%.
- 4.6 Blue Rating (● significantly better than Target >5% difference)

The Number of people killed or seriously injured (KSIs) on Nottinghamshire's roads

- 4.6.1 Figures for January to March 2015 show a 15.5% reduction in KSI casualties compared to the same period in the previous year, this equates to 15 less casualties contributing considerably to the overall reduction of 50.4% against the 2005-09 average (**Green**). KSI for 0-15 year olds is -65.3% (**Blue**). The total number of collisions reported is down 14.8% which over 100 fewer accidents have been attended. Vulnerable road user groups are showing good reductions with the exception of pedal cycle KSI's, which although up 22% only reflects a rise of 2 and slight injuries fell by over 37%. Motorcyclists showed a reduction of 56%.
- 4.6.2 Operation Drosometer 5 will continue until the end of August 2015. So far over 3000 drivers have been caught for fatal 4 offences detected.^a The June drink drive campaign has not seen an uplift in arrests for drink driving which show parity with normal ambient levels of activity.

^a The fatal 4 offences refer to speeding, mobile phone use whilst driving, drink/drug driving and not wearing seatbelts.

Reduce the number of non-crime related mental health patients detained in custody suites

- 4.6.3 Current data shows that there has been a 86.5% reduction in the numbers of non-crime related mental health patients detained in the Forces Custody Suites. Previously it was 53.1% so this is a significantly improving picture. This includes those patients referred to Custody Suites from other agencies i.e. hospital Section 136 suites. This suggests that Street Triage continues to be successful.
- 4.6.4 There are a number of reasons for custody suites being the first place of safety.^b

An increase in the Early Guilty Plea rate compared to 2014-15 in Crown and Magistrates' Courts

- 4.6.5 The Magistrates' Courts Early Guilty Plea rate has considerably improved from 65.6% in the same period last year, to 71.6%. This places Magistrates' Courts Early Guilty Plea rate above the national average of 70.8%.

Reduction in Anti-Social Behaviour (ASB) incidents across the force

- 4.6.6 Year to-date ASB is down 7.1%. In respect of the Commissioner's target to reduce ASB by 50% by 2016-17, performance is currently -38.3%. In the County it's -49.4% and in the City it's -21.8%. Previous Panel reports explained an increase in noise related incidents in 2014 mainly in the City.

The number of Proceeds of Crime Act (POCA) confiscation and forfeiture orders – To increase by 10% per annum

- 4.6.7 There were 4 additional Confiscation and Forfeiture Orders compared to last year, placing the Force 15.9% above target. However, the overall value of POCA orders has fallen by 41.1% or £71,490.69, with the average value now at £6,025.94 compared to £13,379.36 last year.

To Monitor the Number of Production and Supply Drug Offences

- 4.6.8 There were 71 additional supply and production drug offences recorded year-to-date (+40.3%). In comparison there was a considerable reduction in possession offences, which could be attributable to the increased numbers of supply offences whereby an arrest and disposal would be expected.
- 4.7 Red Rating (● significantly worse than Target >5% difference)

A reduction in the number of repeat victims of domestic violence compared to 2014-15

- 4.7.1 The number of repeat victims of domestic violence increased by 117 offences year-to-date (+21.6%), with a 25.2% increase in the County, and a 16.7% increase in the City. However, further analysis by the Management Information department has identified that this increase is due to either greater compliance

^b Reason not recorded, suite full, suite refused, suite has no staff, male on suite, female on suite, too violent, detained for safety, and other.

with the national crime recording standard (in which more incidents are recorded as crimes especially violence) and also new harassment offences (malicious communications, letters, text messages, social network) which is prevalent in domestic violence.

A Reduction in the Number of Repeat Victims of Hate Crime Compared to 2014-15

- 4.7.2 There were 11 (+78.6%) additional repeat hate crimes recorded year-to-date, of which 6 occurred in the City. The Force has explained that the increase in hate crime is due to violence against the person (VAP) and the reasons stated in the above section are also applicable for hate crime.

To monitor the percentage of Grade 1 and 2 incidents attended within the prescribed timescale^c

- 4.7.3 Historically the targets for attending incidents have been as follows:
- 85% attendance to Grade 1 incidents in Urban areas within 15 minutes and Rural areas within 20 minutes; and,
 - 80% attendance to Grade 2 incidents within 60 minutes.
- 4.7.4 The first Police Response Hub at the Riverside went live in March 2015 with a further two in June 2015. It is too early to assess the impact of the changes on attendance times. However it is fair to say that performance is currently variable, and the Force is aware and examining the issues at its Performance Board in July 2015.
- 4.7.5 In terms of Grade 1 incidents, the Force attended 81.9% of Urban areas and 77.0% of Rural areas within the specified times (**Amber**). However, Grade 2 incidents were much lower than target i.e. 66.1% of incidents were attended within 60 minutes (**Red**). Only the city centre was on target (covered by the Riverside hub), and as with Grade 1 responses some areas were more effected (e.g. Broxtowe North, 61.1%, Ashfield North, 61.8%).

A Reduction in All Crime compared to 2014-15

- 4.7.6 Overall, All Crime is up 8.3%. There are 1,488 additional offences of All Crime recorded in 2015-16 (year to date) compared to the previous financial year. The majority of this increase was recorded on County Division (1,296 offences, +12.9%) and are predominantly related to Violence (1,119 offences, +28.7% force-wide). The reasons are explained at [Section 4.4](#) above. Unfortunately, the

^c *The Force has a detailed 'Graded Response and Deployment Procedure' which defines Grade 1 and Grade 2 incidents. In short, a Grade 1 incident requires an immediate response and the incident is defined as emergency or non-emergency based upon the information made available to the operator and not by the means of access to the operator (i.e. 999 / non-999, etc.). It will only qualify as an 'emergency', if the criteria set out in the procedure is satisfied e.g. there is, or is likely to be a risk of danger to life, use, or immediate threat of use, of violence. A Grade 2 is an incident where the customer service advisor or control operator identifies that there is a degree of importance or urgency attached to the initial police action, but that an emergency (Grade 1) response is not required e.g. An offender has been detained but who is not violent.*

increases in violence mask the good performance achieved in respect of Burglary Dwelling (-14.3%) and Personal Robbery (-23%).

- 4.7.7 Following the HMIC inspection last year a number of forces were identified as having poor compliance rates with the national crime recording standard. Analysis of Iqanta data year to date to June 2015 identifies that 19 forces have experienced much higher % increases than Nottinghamshire ranging between +8.6% to +36.5%. The national average is around +9% putting Nottinghamshire below this at +8.3%.
- 4.7.8 In respect of VAP (Violence Against the Person) which has seen the highest increase in volume crime, 20 other forces have had significantly higher increases than Nottinghamshire ranging from +28.7% to +109% resulting in a national average of around +29.6% putting Nottinghamshire below this at 28.7%.
- 4.7.9 As stated already, the increases in VAP has masked the good performance in a number of serious acquisitive crimes. For example, burglary dwelling is down 14.3% and is ranked 8th nationally (others ranged from -15.4% to -31%) and Personal robbery is down -23% and is ranked 6th nationally (others ranged from -41% to -56%).

A Reduction in Victim-Based Crime Compared To 2014-15

- 4.7.10 Victim-Based crimes accounts for 89.8% of All Crime recorded by the Force, which is slightly higher than the proportion recorded last year. Again, County Division recorded the larger increase (14.9%, or 1,342 offences). Since records of Violence have increased significantly, Victim Based crime also increases.

Monitor the Number of Offences in Those Local Areas Which Experience a High Level of Crime

- 4.7.11 Both County (15 Partnership Plus Areas) and City Divisions (Five High Impact Areas) are showing an increase in All Crime (+17% and +21% respectively). These increases are twice as high than All Crime force-wide (+8.3%) Given the performance reported in April (County +8%, City -3%); it appears that May and June's performance has driven the increases.
- 4.7.12 Some areas are experiencing much higher increases e.g. Sutton in Ashfield (+45%), Carr Bank (+32%), Bulwell (+30%), Eastwood South (+28%) and Castle (+25%).
- 4.7.13 During 2014, the Commissioner's' office undertook a review of Partnership Plus Areas and produced a report in November 2014 '*Partnership Plus Areas Review: The Case for Change - A New Model for Neighbourhood Delivery?*' for the Safer Nottinghamshire Board. A number of recommendations were agreed intended to improve the medium to long term performance in these priority areas.

An Increase in the Detection Rate for Victim-Based Crime

- 4.7.14 There were 503 less detections for Victim-Based Crime year-to-date than in the previous year (-5%). Currently the detection rate is 20.8% but last year it was 25.92%.

- 4.7.15 Further analysis by the Management Information department reveals that despite a low detection rate, surprisingly, only 55.1% of cases is a suspect unknown. The Home Office outcomes framework introduced in 2014 reveals that many cases cannot be prosecuted for a variety of reasons. For example, a third of all recorded crimes (32.7%, 2,933 cases) there is a suspect identified but either the victim does not support any prosecution or there are other evidential difficulties preventing a prosecution – last year it was just under a quarter (23.4%, 2,037 cases).
- 4.7.16 In addition, community resolutions (an out of court disposal) have fallen 27.7% from 913 to 660 (-253). Furthermore, there has been a large % increase (+86.5%, +32) in the number of offenders not proceeded against either because they were too ill (physical or mental) or the victim was dead or too ill. The Force is aware of these issues and will be reviewing the data at the next Force Performance Board.

To Monitor the Detection Rate for All Crime

- 4.7.17 The detection rate for All Crime fell from 31.4% last year to 24.0%; the Force suggest this is due to the falling numbers of arrests which may have impacted directly on overall detections, but changes to the Home Office counting rules, 24 hour interventions and new offence classifications may also be contributory factors.

To Make £11.0m Savings by March 2016 + Overall Spend V Budget

- 4.7.18 The Government's grant has reduced significantly and in order to balance the budget, savings of £11.0m need to be made in 2015-16. To date £0.753m efficiencies have been achieved against a target of £1.349m. The Force is therefore off target by £0.6m.
- 4.7.19 Furthermore, it is anticipated that the Force will not achieve its efficiency savings of £11m. However, work is on-going to close the gap.
- 4.8 The Commissioner's staff are represented at the key Divisional, Partnership and Force Local Policing Board meetings in order to obtain assurance that the Force and Partners are aware of the current performance threats, and are taking appropriate action to address the emerging challenges. Should there be any issues of concern these are relayed to the Commissioner who holds the Chief Constable to account on a weekly basis.
- 4.9 In addition, from time to time the Commissioner meets with both Divisional Commanders to gain a deeper understanding of threats harm and risk to performance. For example, the last meeting was held on Wednesday 1st July 2015 to discuss current issues.

DECISIONS

- 4.10 The Commissioner has the sole legal authority to make a decision as the result of a discussion or based on information provided to him by the public, partner organisations, members of staff from the Nottinghamshire Office of the Police and Crime Commissioner (NOPCC) or Chief Constable.

Significant Public Interest Decisions

4.11 The Commissioner's web site provides details of all significant public interest decisions. Since the last Panel report a number of decisions have been approved in respect of:

- **Ref: 2015.044 Standing Orders for Grants:** Financial Regulations updated to provide detail on how the Commissioner's grant scheme and the governance arrangements function.
- **Ref: 2015.043 YouGov Survey:** Decision made to conduct a survey for the Nottinghamshire Police and Crime Commissioner on increasing the current police and crime element of the precept from 1.98%, which is a Band D precept annual increase of £3.42 to 10% and a Band D precept annual increase of £17.64.
- **Ref: 2015.041 Nottinghamshire Police Dog Kennels:** In 2013 Nottinghamshire Police approved a business case to rebuild the dog kennels at Police headquarters due to their poor state of repair and the requirement to meet the welfare standards. Collaborative considerations delayed implementation. A decision has been made to continue with the dog kennel project within allocated budget.
- **Ref: 2015.039 Business Case for the Refurbishment of the Southern Public Protection Hub (to accommodate Public Protection):** Authorisation has been granted for the use of capital funding to refurbish the Southern Public Protection Hub to accommodate the move of Public Protection to a two hubs model.
- **Ref: 2015.038 InPhase Hosting Arrangements:** InPhase is an integrated management and performance software system which will allow the Commissioner and his office to better manage the wide range of information. A decision has been made to move hosting of the Inphase system to NTT Europe Online (on behalf of Inphase).
- **Ref: 2015.036 International Student Safety Project:** £4,277 has been approved to part fund this project and to waiver contract standing orders for this procurement to support pilot research to look at the safety and experiences of Chinese students in Nottingham. The University of Nottingham is providing £6,888 funding.
- **Ref: 2015.035 Provision of Stop and Search Diversity Training:** Following a tendering process, Noble Khan Limited has been awarded a £30k contract to deliver diversity training for 800 frontline Police officers involved in stop and search over the next 12 months. This supports the recommendations of the BME Steering Group which researched and reported on ways to improve Police Experiences for members of the BME communities.
- **Ref: 2015.034 Response Policing Business Case Addendum - Watnall Road, Hucknall:** Approval has been given for the Estates Team to undertake various works and negotiations:
 - To deliver a Response Hub at the Driver Training School at Watnall Road, Hucknall
 - Negotiate a lease with the Ministry of Justice for the accommodation opposite HMP Ranby to form the Bassetlaw Response hub

- Re-negotiate terms with Bassetlaw District Council for a reduced footprint at Retford and Worksop
- **Ref: 2015.033 Closure of Holmes House (Mansfield Police Station Open Plan): The following have been approved:**
 - To create open plan office areas in Mansfield Police Station
 - Relocate staff and officers from Holmes House to Mansfield Police Station and FHQ
 - Sell Holmes House
- **Ref: 2015.032 West Bridgford Police Station - 1st Floor Refurbishment:** To proceed with the capital programme scheme to refurbish the first floor accommodation at West Bridgford Police Station.
- **Ref: 2015.031 Capital Outturn Report 2014/15:** An earlier version of this report was included on the Strategic Resources and Performance meeting of 20th May 2015. This decision report provides the final adjusted out-turn figures for the 2014-15 Capital Programme.
- **Ref: 2015.029 Capital Carry Forward from 2014/15 to 2015/16 - Broxtowe Police Station Refurbishment:** The 2014/15 capital programme included a sum of £239,000 for the refurbishment of Broxtowe Police Station. The scheme was delayed due to the reasons set out in the Decision form. Approval has been given to carry forward the capital to the 2015/16 capital programme. This project will provide officers and staff with an improved working environment.
- **Ref: 2015.028 East Midlands Operational Support Service:** the Section 22 collaborative agreement Business Case and amendments post consultation for EMOpSS (East Midlands Operational Support Service) are approved and will be taken forward for implementation. It is estimated that efficiency savings in Nottinghamshire alone would be in the region of £1m. A full review of the Section 22 agreement will take place within 6 months.
- **Ref: 2015.027 Nottinghamshire County Business Crime Partnership (BCP) - £10K Continued Funding (2015-16):** This funding assists the on-going work of Nottinghamshire County Business Crime Partnership covering the seven districts (and the three Community Safety Partnerships (CSP) areas) to tackle business crime including shoplifting which increased significantly in 2013-14 and continues to pose a key risk to the Commissioner's priority to reduce crime.
- **Ref: 2015.026 Regional IT Transformation Programme Resourcing:** Approval has been given to implement the proposed restructuring of the Regional IT Transformation Programme resources to enable and initiate the team, to maximise return on investment and provide stability for the function.
- **Ref: 2015.021 Policing Business Services (PBS):** A decision has been made to continue to support the PBS. The business case supported is to move away from 'ad-hoc' sharing of services to a fully integrated single service centre providing operational and strategic business support to regional forces.
- **Ref: 2015.020 Lease of Byron House, Maid Marian Way, Nottingham:** Approval has been given to the proposal that Central Police Station and Canning Circus Police Stations be replaced with Byron House, Maid Marian

Way, Nottingham. Byron House will be the new base for the Aurora II partnership between Nottinghamshire Police and Nottingham City Council Community Protection. The building is owned by Nottingham City Council and the Police will take a 25 year lease of space within the building.

- **Ref: 2015.019 Procurement of Internal Audit Services:** NOPCC is looking to establish a single supplier Framework Agreement solely for the Offices of the PCCs and Chief Constables representing the East Midlands Region of Derbyshire, Leicestershire, Northamptonshire and Nottinghamshire. Individual Call-Off Contracts by means of Direct Award will then be entered into by each of the Office of the PCCs and Chief Constables jointly, against the requirements and terms set out in the Framework Agreement.
- **Ref: 2015.016 Domestic Violence Helpline:** Following internal and external discussions, it was agreed early in 2014 that the PCC fund the Nottinghamshire Domestic Violence Helpline with a grant of £38,415 during 2014-5. The grant will be awarded to WAIS (Women's Aid Integrated Services) with funding from Ministry of Justice's Victims' Services Grant.
- **Ref: 2015.015 Atlas Upgrade:** Approval has been given to spend £137,500 (excluding VAT) from the equipment reserve in East Midlands Special Operations Unit (EMSOU) to keep the ATLAS platform (intelligence system) operating effectively (upgrade to keep up with developments in mobile telephony).
- **Ref: 2015.014 Additional Small Grant Funding 2014-15 for FGM Conference and Child Sexual Exploitation (CSE) research:** It was previously agreed that the Mojatu^d FGM conference held on 12 February be funded by the Commissioner (£2,116). In addition, the Commissioner agreed to provide £22,080 funding to the Ann Craft Trust for additional CSE (Child Sexual Exploitation) research project. The additional time required to deliver the project meant that the Ann Craft Trust has incurred an additional cost of £2,700.
- **Ref: 2015.013 Domestic abuse support services 2015-8 commissioning budget city county budget split:** Currently the commissioning of DV services in the city and county is fragmented, with disparate services funded through grants and contracts with the city and county councils and PCC. The PCC projects are funded through direct grants as well as grants given via the Crime and Drugs Partnership and Safer Nottinghamshire Board. All the PCC funded projects are based on historical grant arrangements. A number of options were considered and Option 2 was approved to split the DV budget between city and county based on recorded crime levels.
- **Ref: 2015.012 Nottinghamshire Integrated Victim Support Services:** The Commissioner receives a grant from the Ministry of Justice (MoJ) to commission local victim support services. In September 2014 the Commissioner authorised a tender process to set up a new Nottinghamshire Integrated Victim Support Service for Nottinghamshire. Following an open EU tender process and evaluation Victim Support was part-awarded the contract from 1 April to 31 December 2015.

^d *Mojatu means "Just One" in Swahili*

- **Ref: 2015.011 Victims of Crime and Safer Communities - A Partnership Approach for Joint Case Management:** The Commissioner's Police and Crime Plan sets out his ambition to deliver safer communities reduce crime and protect victims. Effective information sharing and multi-agency working is key to achieving this ambition. Since October 2014, the Commissioner (as an early adopter) has had responsibility for the provision of victims' services. This provides an opportunity to improve the support to victims through effective local multi-agency working and case management. An effective IT case management system will prepare partner agencies, including locally commissioned victim support services, to work together effectively across Nottinghamshire to understand each other's involvement in supporting and knowledge about victims of crime. This will ensure that all services supporting victims are better able to work together to protect vulnerable victims and enable them to cope and recover from crime.
- **Ref: 2015.01 Migration of EMRN (East Midlands Regional Network) Services onto PSN (Public Service Network) Bearers:** The capital spend of £34,231 (Nottinghamshire cost) for implementation of PSN Bearers has been approved to implement a project, under the leadership of ACC Torr within the IT Transformation Programme, to migrate services off the EMRN onto the PSN to achieve revenue savings across the region.
- **Ref: 2015.009 Capital Funding Request for Live Links and Virtual Courts:** Capital funding of £27,500 is approved in order to match fund the Innovation Fund supporting regional Live Links and Virtual Courts solution.
- **Ref: 2015.008 Capital Funding Request for Custody Improvements:** An extra £99K of capital expenditure has been approved for the Custody Improvement Project so that the Force installs the Home Office approved wash basins (includes anti-ligature solid surface).
- **Ref: 2015.007 Bassetlaw/Broxtowe ANPR Decision:** £50k of capital funding has been approved for the provision of ANPR cameras in the County, £25K in 2015/2016 and £25K 2016/2017. This is part of a wider partnership funding totalling £250K, the remainder having been pledged by the County Council's Community Safety Committee and Camera Safety Partnership. Phase 1 of this initiative (Ashfield South) is completed. This funding is for Phase 2 which is an ANPR 'shield' for Bassetlaw and phase 3 for Broxtowe to be implemented over 2015/2016. This is designed to be an overt prevention and proactive tool to target travelling criminals of dwelling burglary and other criminal road users. This is not an income generator or speed initiative.
- **Ref: 2015.006 Integrated Restorative Justice for Nottinghamshire:** The Commissioner receives a grant from the Ministry of Justice (MoJ) to commission Restorative Justice Services. In November 2014 the Commissioner authorised a tender process to set up a new Integrated Restorative Justice Service for Nottinghamshire. Following an open EU tender process and evaluation 'Remedi' was awarded the contract from 18th February 2015 to 31st March 2016.
- **Ref: 2015.005 Precept, Budget, MTFP, Reserves Strategy 4 Year Capital Programme and Treasury Management Reports 2015-2016:** The reports were approved by the Commissioner following the Police & Crime Panel meeting on 2nd February 2015.

- **Ref: 2015.004 Award of Framework for Body Worn Video Devices & Associated Products, Services & Solutions:** Framework have been awarded a contract for the provision of Body Worn Video Devices and Associated Products, Services and Solutions, for a period of 4 years, effective from 4 February 2015 to 3 February 2019.

ACTIVITIES OF COMMISSIONER

4.12 The Commissioner and Deputy Commissioner continue to take steps to obtain assurances that the Chief Constable has not only identified the key threats to performance but more importantly that swift remedial and appropriate action is being taken to tackle the problems especially in the Priority Plus Areas in the County and High Impact Wards in the City.

4.13 Some recent activities and developments include:

Strategic Alliance

- The Chief Constables and Police and Crime Commissioners from Leicestershire, Northamptonshire and Nottinghamshire met on Friday 21st August 2015 to look towards the future. There was a strong desire to build on existing relationships by forming a strategic alliance, integrating services to protect the public.
- A decision has been taken in principle to make this happen in early 2016. Further work commences to define the strategic vision and timetable. There will, of course, need to be consultation with officers, staff and stakeholders as plans emerge.

New Domestic Violence and Abuse Service

- A new service to tackle domestic violence and abuse in Nottinghamshire was jointly approved in July 2015 by the Commissioner and Nottinghamshire County Council's Public Health Committee. The service will be delivered by two providers, Nottinghamshire Women's Aid covering the north and Women's Aid Integrated Services covering the south of the county. The new jointly commissioned service reduces the number of separate contracts and agreements that currently exist, ensures services are more integrated and more efficient, leading to improved support for service users when they need it most. The service will work in partnership with other agencies providing a comprehensive response to reduce the impact of domestic violence and abuse across Nottinghamshire.

National Advisory Group Report 'Reshaping policing for the public'

- The Commissioner is a member of a national Advisory Group which is made up of experts from across the policing landscape, including six chief constables, the College of Policing, HMIC and representative bodies. In June the Advisory Group published its report '[Reshaping policing for the public](#)'. As a member of the group the Commissioner was able to contribute to the national debate about the future of policing.

Award for Racial Injustice Campaigning

- In June the Commissioner was given an award for '*Racial Injustice Campaigning*' by the Nottingham-based social justice charity Himmah following his work with the organisation to drive forward change in the way police and members of the BME communities interact.

Rural Response to Survey

- In May the Commissioner encouraged rural communities to take the opportunity to ensure that their voice was heard by undertaking the National Rural Crime Network (NRCN) survey (the largest ever) into crime and anti-social behaviour in rural areas. The findings will be published both nationally and locally in July 2015 which will provide a clear picture of the issues which may help to shape the delivery of both local and national services.

Rural Special Constables

- In May the Commissioner invited members of the public to the Strategic Resources and Performance meeting to hear about progress on the establishment of two teams of Rural Special Constables. The plan is for the two teams to keep tight links with Nottinghamshire Police's wildlife crime officers, helping to both prevent rural crime and increase the community engagement, reassurance and problem solving necessary to support those who live in rural areas while also protecting our heritage.

Street Pastors

- In May, the Nottingham Business Improvement District (BID), the Commissioner, Paddy Tipping, and intu,^e the owners of the Victoria and Broadmarsh shopping centres, have stepped in to safeguard the immediate future of the Street Pastors, who operate in Nottingham city centre, by agreeing to provide the necessary funding to ensure that they can keep their operations going in the immediate term. There are over 100 volunteer Street Pastors from all sections of the community aged 18 to 78 years old, some with faith and some with none. Their mission is to support, protect and care for young people and work alongside the Police, Ambulance service, council and other bodies to care for anyone they meet and reduce demand on core services at peak times.

International Day against Homophobia, Biphobia and Transphobia

- In May, together with a number of other partners, the Commissioner attended a ceremony at County Hall, West Bridgford to raise the Rainbow Flag and launch a series of events across the county and the city on the run up to the International Day Against Homophobia, Biphobia and Transphobia. Over 100 Rainbow flags are being raised at locations across the county, including at all district and borough council offices, both universities and a number of businesses, schools, colleges and hospitals. The event commemorates the day in 1990 when the World Health Organisation declassified homosexuality as a mental disorder and is an annual landmark day for everyone who opposes prejudice and discrimination.

^e <http://www.intugroup.co.uk/who-we-are/>

New Diversity Training

- In May, the Commissioner invited tenders for new diversity training to help improve Stop and Search experiences among BME communities. This training will have a valuable role in improving BME experience of policing through better engagement and responsiveness to their needs. The BME Steering Group lobbied the Commissioner to undertake this training.

Strategic Resources and Performance Meetings

- The Commissioner continues to hold the Chief Constable to account at the Strategic Resources and Performance meeting which is open to the public. The last meeting was held on 20 May 2015 at the Balderton Village Centre in Balderton, near Newark.

Visits to Priority Plus and High Impact Areas

- The Commissioner and Deputy continue to visit key Priority Plus areas in the County and High Impact areas in the City. The purpose of the visits is to obtain assurance from Police, Partners and local Councillors that current community safety issues are fully understood and that appropriate action is being taken. Such visits include:

May 2015

- Netherfield and Colwick
- Woodlands
- Oak Tree
- Aspley
- Hucknall East
- Portland

June 2015

- Castle
- Bridge
- Magnus
- Eastwood South
- Trent Bridge
- Kirkby in Ashfield East
- Ladybrook

July 2015

- Worksop North West
- Worksop South East

4.13.1 The contact with frontline practitioners helps the Commissioner to better understand any barriers and especially any concerns from local residents so that

he can have regard to these when he considers his Policing and Crime Plan priorities.

5. Financial Implications and Budget Provision

5.1 The financial information set out below is intended to provide the Panel with information so that they can review the steps the Commissioner is taking to fulfil his pledges and provide sufficient information to enable the Panel to fulfil its statutory role.

5.2 **Appendix B** contains the Financial Performance Insight report for June 2015. It details performance in respect of: Financials, Operations, Corporate Services, Overtime and Efficiencies.

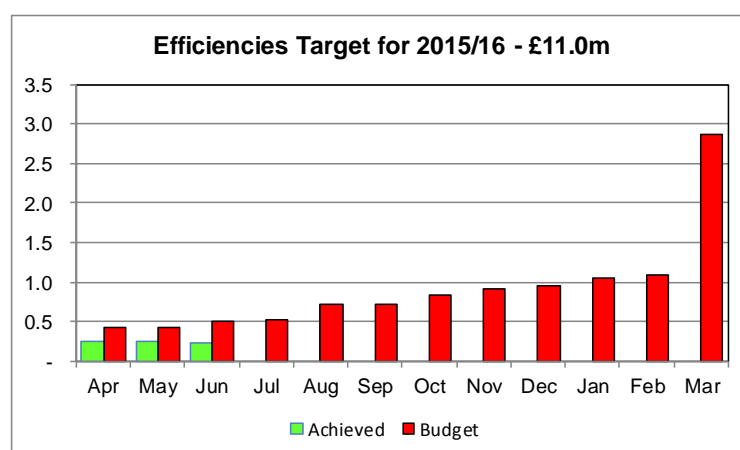
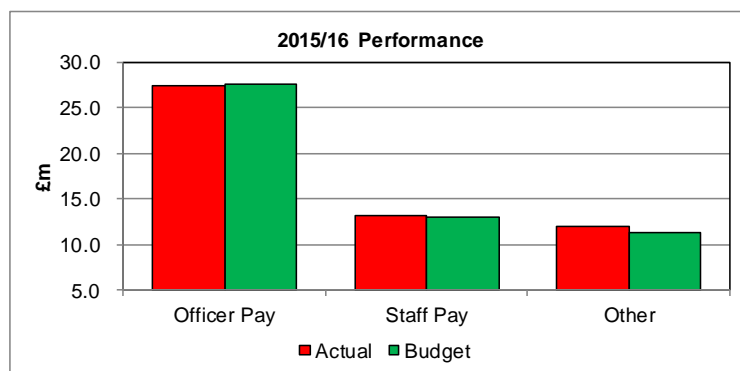
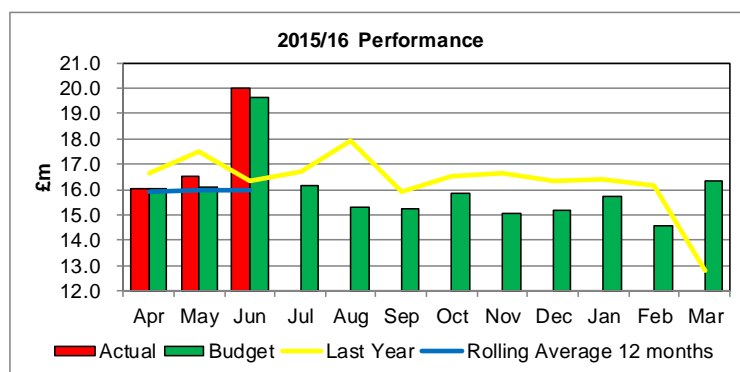
Overview

5.3 The table illustrates budgetary performance during this financial year to June 2014.

5.4 The Force has a full year budget of £191.2m. Year to date £52.561m has been spent against a budget of £51.751m (an £810k overspend).

5.5 The overspend was due to both overtime (which was £0.039m worse than budget), Police staff pay (which was £0.208m worse than budget) due to the efficiency challenge included within the budget and agency staff costs which the Force is currently being investigating and transport costs (which were £0.120m worse than budget) and also due largely to the phasing of the fleet review efficiency which was £0.133m.

5.6 Corporate Services is £0.877m worse than budget performance due to staff salaries which is mainly agency and not achieving the efficiency challenge.



- 5.7 The Force has recently moved a number of systems across to the MFSS (Multi-force Shared Service) so more costs are being centralised such as property, transport and IS (Information Systems).
- 5.8 **Appendix B** provides detailed further financial performance information.

6. Human Resources Implications

- 6.1 None - this is an information report.

7. Equality Implications

- 7.1 None – although it should be noted that high levels of crime occur predominately in areas of high social deprivation.

8. Risk Management

- 8.1 Risks to performance are identified in the main body of the report together with information on how risks are being mitigated.

9. Policy Implications and links to the Police and Crime Plan Priorities

- 9.1 This report provides Members with an update on performance in respect of the Police and Crime Plan.

10. Changes in Legislation or other Legal Considerations

- 10.1 None that directly relates to this report.

11. Details of outcome of consultation

- 11.1 The Deputy Chief Constable has been consulted on this report.

12. Appendices

- A. Performance Tables - 7 Strategic Themes
- B. Financial Performance & Insight Report - June 2015

13. Background Papers (relevant for Police and Crime Panel Only)

- [Police and Crime Plan 2015-2018 \(published\)](#)

For any enquiries about this report please contact:

Kevin Dennis, Chief Executive of the Nottinghamshire Office of the Police and Crime Commissioner

Kevin.dennis@nottinghamshire.pnn.police.uk

Tel: 0115 8445998