



Performance & Insight Report

Performance to June 2015

Financials

Month		
Actual £m	Budget £m	B/(w) than Budget £m

8.759	8.863	0.104
0.203	0.158	(0.046)
4.191	4.221	0.031
0.032	0.031	(0.001)
0.113	0.070	(0.044)
13.299	13.342	0.044
0.648	0.535	(0.113)
0.513	0.495	(0.018)
0.595	0.491	(0.104)
0.113	0.027	(0.087)
(0.256)	0.139	0.395
0.513	0.541	0.028
5.648	5.597	(0.051)
7.775	7.825	0.051
21.073	21.168	0.095
(1.072)	(1.538)	(0.466)
20.002	19.630	(0.372)

Total pay & allowances

Police pay & allowances
Police overtime
Police staff pay & allowances
Police staff overtime
Other employee expenses

Other operating expenses

Premises costs
Transport costs
Comms & computing
Clothing, uniform & laundry
Other supplies & services
Collaboration contributions
Other

Total expenditure

Income

Year to date			Full Year Budget £m
Actual £m	Budget £m	B/(w) than Budget £m	

26.521	26.673	0.152	105.637
0.857	0.818	(0.039)	3.245
13.058	12.850	(0.208)	48.673
0.180	0.181	0.001	0.632
0.217	0.199	(0.019)	0.787
40.834	40.720	(0.114)	158.974
1.716	1.612	(0.104)	5.960
1.620	1.500	(0.120)	5.854
1.551	1.477	(0.074)	5.939
0.177	0.095	(0.082)	0.447
0.624	0.777	0.154	4.612
1.711	1.728	0.017	6.679
7.341	7.304	(0.037)	14.567
14.739	14.493	(0.247)	44.059
55.573	55.213	(0.360)	203.033
(3.012)	(3.462)	(0.450)	(11.833)
52.561	51.751	(0.810)	191.200

Financials

Month: £20.002m against a budget of £19.630m (£0.372m adverse)
Year to date: £52.561m against a budget of £51.751m (£0.810m adverse)
Full year budget: £191.200m

Month:
 Expenditure was £0.372m worse than budget. This was largely due to income being lower than expected, this is mainly down to a timing issue which will be rephased in the Q1 forecast.

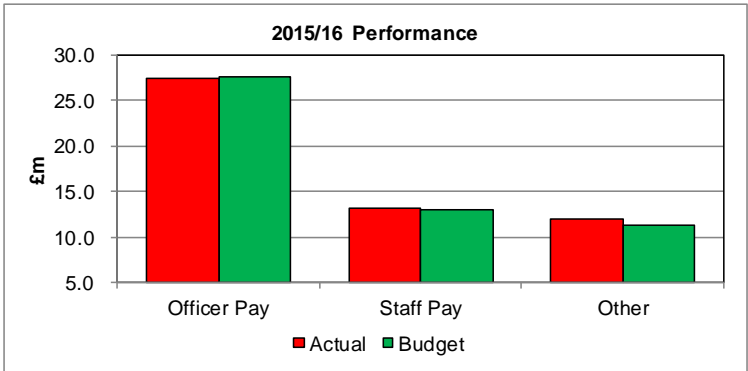
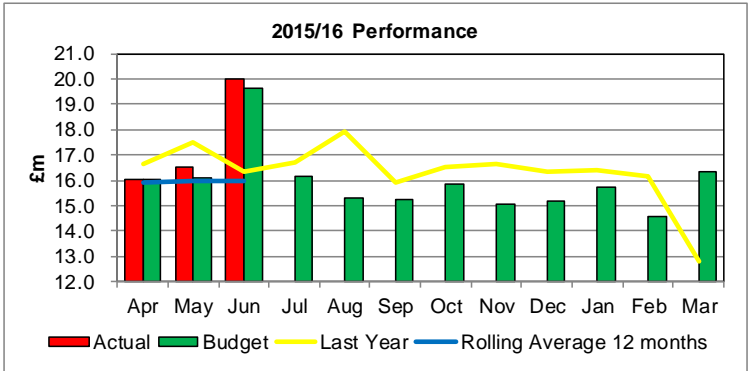
Police officer pay was £8.759m, which was £0.104m better than budget which was largely due to pensions and officers leavers/retirees being higher than budgeted. Overtime was £0.203m, which was £0.046m worse than budget.

Police staff pay was £4.191m, which was £0.031m better than budget. This is due to the quarter end capitalisation of salary costs for areas such as NICHE.

Year to date:
 Police officer pay was £26.521m, which was £0.152m better than budget which was due to savings on salaries and pensions. Overtime was £0.857m, which was £0.039m worse than budget.

Police staff pay was £13.058m, which was £0.208m worse than budget largely due to the efficiency challenge included within the budget and agency staff costs which are currently being investigated. Overtime was £0.180m which was slightly better than budget.

Transport costs were £0.120m worse than budget which is largely due to the phasing of the fleet review efficiency which was £0.133m.



Operations

Month: £11.419m against a budget of £11.385m (£0.035m adverse)

Year to date: £36.339m against a budget of £35.934m (£0.406m adverse)

Full year budget: £142.866m

Month:

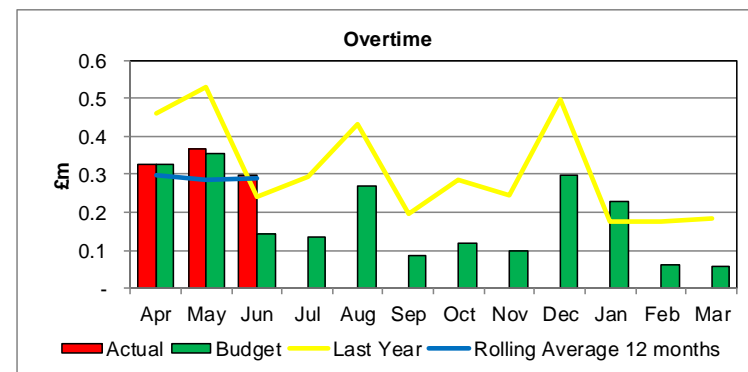
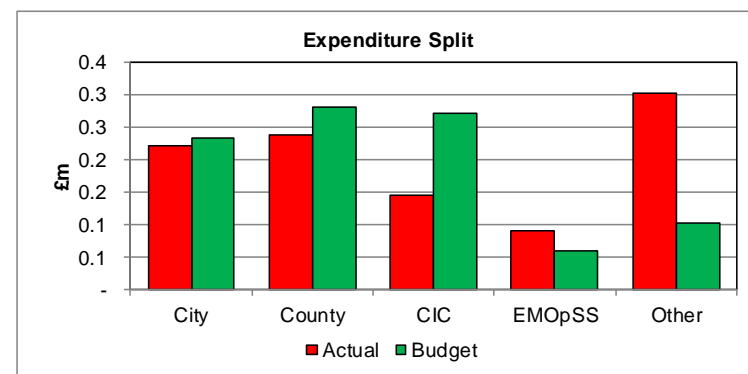
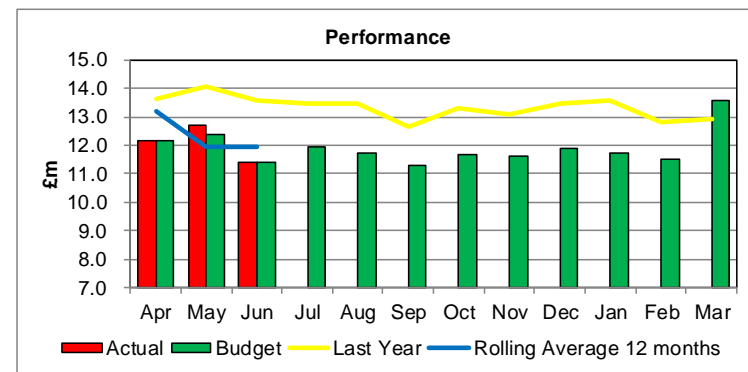
The £0.035m worse than budget performance was a mix between overspends within Police Officer and Staff pay offset against the centralised costs being corrected within the month that related to April & May.

Income in the month was £0.371m lower than expected, this is mainly down to a timing issue which will be rephased accordingly in the Q1 forecast.

Year to date:

The £0.406m worse than budget performance was mainly due to police officer salaries and staff. The payroll costs are being investigated as there could be some costs that should be charged to seconded officers.

With the move to the MFSS more costs are being centralised such as property, transport and IS. Currently a number of these costs are still residing within Operations and whilst most were corrected in June a few remain which are being reviewed and corrected for July. The credit is Other supplies & services relates to partnership grants and is being reviewed.



Corporate Services

Month: £8.613m against a budget of £8.128m (£0.485m adverse)

Year to date: £16.073m against a budget of £15.196m (£0.877m adverse)

Full year budget: £43.610m

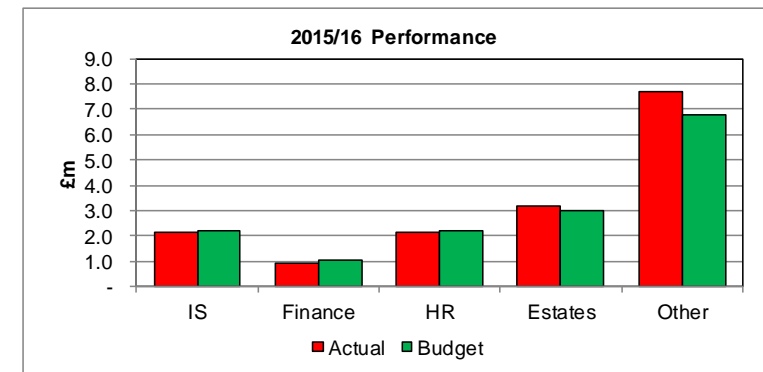
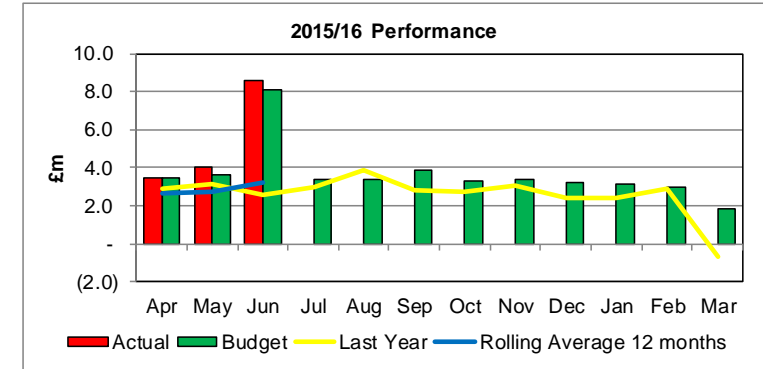
Month:

The £0.485m worse than budget performance was predominantly an overspend across Other Operating expenses, the majority of this shows in transport costs, and was due to budgets and actuals not being aligned, the true transport overspend across the force is £18k.

Year to date:

The £0.877m worse than budget performance was due to staff salaries which is mainly agency and not achieving the efficiency challenge.

With the move to the MFSS more costs are being centralised such as property, transport and IS. Currently a number of these costs are still residing within Operations and will be corrected in June. The overspend in Other supplies & services is largely due to efficiency challenges that were not achieved.



Overtime

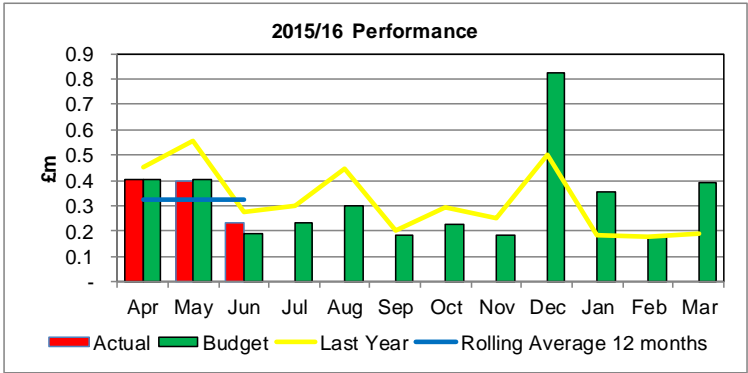
Month: £0.235m against a budget of £0.189m (£0.047m adverse)

Year to date: £1.037m against a budget of £0.999m (£0.038m adverse)

Full year budget: £3.877m

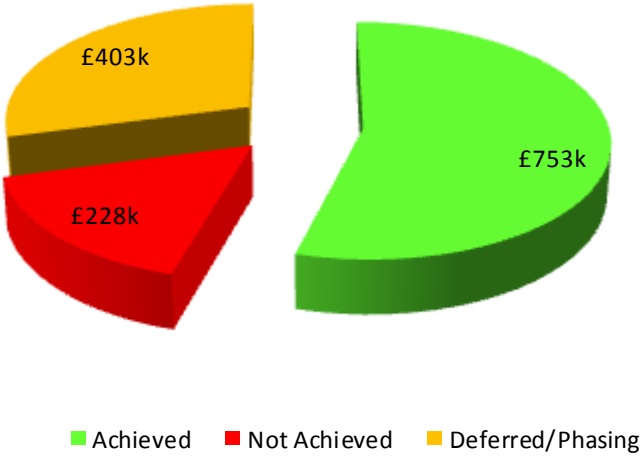
Officer overtime expenditure year to date was £0.857m, which is an over spend of £0.039m against a budget of £0.818m. This is better than at the same point last year.

Staff overtime expenditure year to date was £0.180m, which is an under spend of £0.001m against a budget of £0.181m.

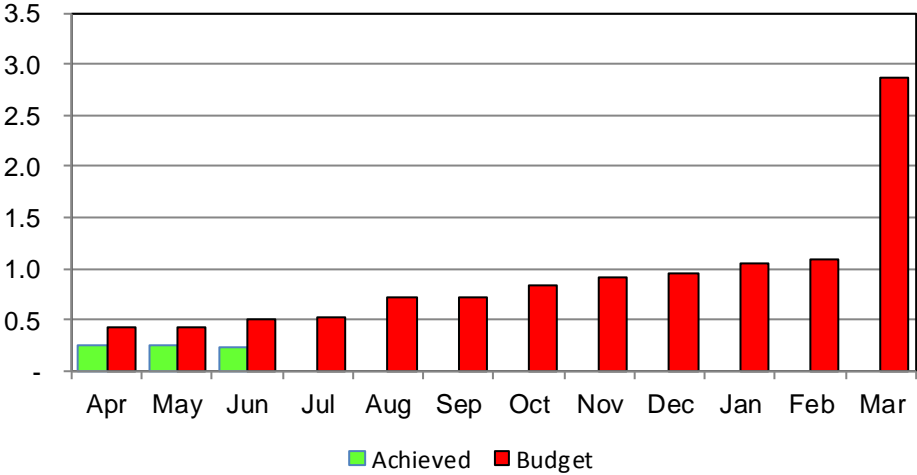


Efficiencies

Efficiencies for June 2015



Efficiencies Target for 2015/16 - £11.0m



Cumulative Efficiencies Target for 2015/16

