

<b>For Decision</b>	
<b>Public/Non Public*</b>	<b>Public</b>
<b>Report to:</b>	<b>Strategic Resources and Performance</b>
<b>Date of Meeting:</b>	<b>10<sup>th</sup> May 2019</b>
<b>Report of:</b>	<b>Mark Kimberley</b>
<b>Report Author:</b>	<b>David Machin</b>
<b>E-mail:</b>	<b>David.Machin10991@Nottinghamshire.pnn.police.uk</b>
<b>Other Contacts:</b>	<b>Mark Kimberley</b>
<b>Agenda Item:</b>	<b>12</b>

## **Finance Revenue Budget Outturn for 2018/19 as at February 2019**

### **1. Purpose of the Report**

- 1.1 The purpose of this report is to provide an update on the projected financial outturn position for revenue against the key financial performance headlines for Nottinghamshire Police as at 28<sup>th</sup> February 2019 (Period 11).

### **2. Recommendations**

#### **2.1 Recommendation 1**

It is recommended that the contents of the attached report in Appendix A and virements approved under delegated arrangements for February 2019 shown in Appendix B are noted.

#### **2.2 Recommendation 2**

That the Police and Crime Commissioner notes the forecast movements of less than £100k requiring Chief Constable approval as set out in Appendix C.

#### **2.3 Recommendation 3**

That the Police and Crime Commissioner approve the forecast movements greater than £100k requiring Chief Constable recommendation as set out in Appendix D.

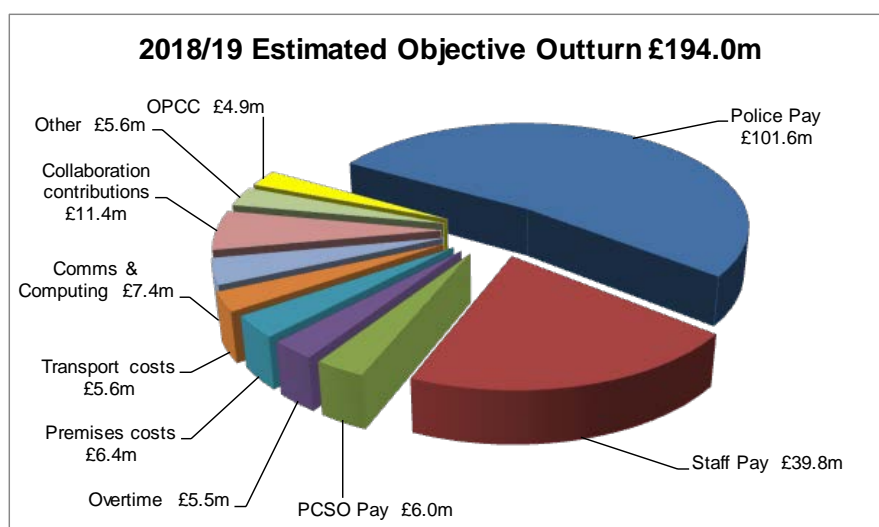
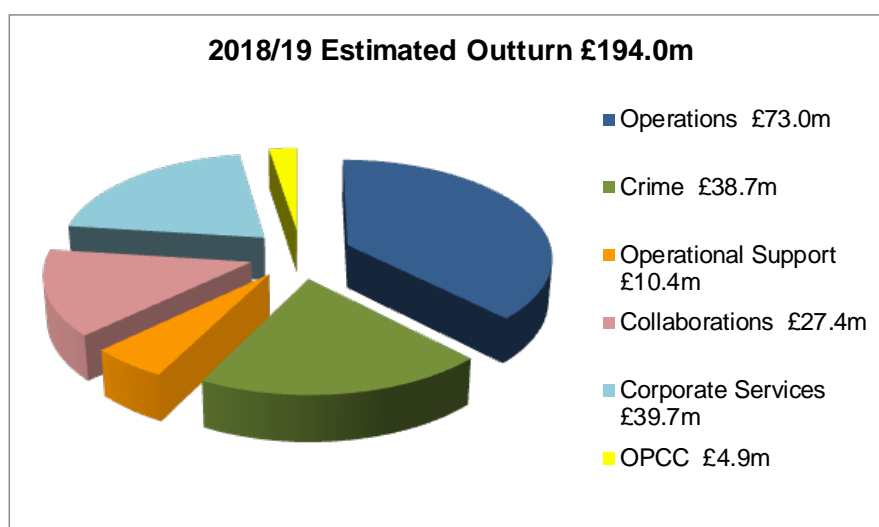
#### **2.4 Background**

The full year net revenue budget for 2018/19 is £193,100k. This is split the Force Budget £188,209k and the Office of the Police and Crime Commissioner (OPCC) £4,891k.

During February, Finance in conjunction with the organisation has continued to review the year end position (Appendix A (i)). At the end of February the projected year end outturn is £194,038k which is a reduction of £618k from January:

Entity	Budget £'000	Forecast Outturn £'000	Variance to Budget £'000
Force	188,209	189,147	938
OPCC	4,891	4,891	-
	<b>193,100</b>	<b>194,038</b>	<b>938</b>

## Analysis of the 2018/19 Estimated Outturn



### 3. Reasons for Recommendations

- 3.1 To update the Chief Officer Team and the Office of the PCC on the Force's budgetary position for 2018/19 and complies with good financial management and Financial Regulations.

#### 4. Summary of Key Points

##### Overview

- 4.1 The review during February of revenue expenditure is forecasting an over spend in the Force budget of £938k with a projected revenue spend of £189,147k which is a reduction of £618k from the previous outturn; and an on budget position within the OPCC of £4,891k. Appendix A (i) provides a more detailed position.

This over spend is predominately being driven by collaboration contributions, police officer and staff pay costs, overtime, other employee costs and other supplies & services. These have been partly offset by payroll savings from PCSO pay costs, comms & computing, forensics & investigative costs, capital financing and additional income.

It is assumed that any underspends within the OPCC during the year will be transferred to OPCC's commissioning reserve.

The table below shows the projected Force (including externally funded and seconded officers/staff) variances against the 2018/19 budget as at the end of February:

.

<b>Nottinghamshire Police Group Position Total: Budget Variance Analysis</b>				
	<b>Variance to Budget</b>			
	<b>£'000</b>	<b>£'000</b>	<b>£'000</b>	<b>Note</b>
<b>Pay &amp; allowances</b>				4.2
Police officer	738			
Staff	(52)			
PCSO	(616)			
	<u>70</u>			
<b>Overtime</b>				4.3
Police officer	1,367			
Staff	1			
PCSO	1			
	<u>1,368</u>			
Other employee expenses		345		4.4
Medical retirements		45		4.5
<b>Total pay costs</b>		<u>1,827</u>		
Premises costs	546			4.6
Transport costs	278			4.7
Comms & computing	(868)			4.8
Clothing, uniform & laundry	(6)			
Other supplies & services	548			4.9
Custody costs & police doctor	68			4.10
Forensic & investigative costs	(150)			4.11
Partnership payments	(128)			4.12
Collaboration contributions	1,744			4.13
Capital financing	(340)			4.14
<b>Total non-pay costs</b>		<u>1,692</u>		
Income		(2,581)		4.15
<b>Force overspend</b>		<u>938</u>		
<b>OPCC</b>		-		
<b>Group overspend</b>		<u>938</u>		

## 4.2 Pay & allowances – over spend £70k

### Police officer pay – over spend £738k

Forecast for the year is £101,602k, which is a projected over spend of £738k against the original budget, a reduction of £3k from the previous forecast. This partly reflects the decision to bring cohorts in early compared to the original budget phasing and additional transferees which were unbudgeted. The forecast takes into account the recruitment profile assuming a further 18 FTE's

during the year for the PCDA intake. To date 123 new recruits (including 31 apprentices) have started, plus 16 transferees; includes the assumption of natural leavers rate has been reduced to 5 FTE's which is 2.5 FTE's less per month than budgeted and those officers reaching their 30 years' service will leave, unless otherwise advised by HR; whilst extending senior ranks has incurred additional costs. The forecast reflects a downward movement in externally funded and seconded officers of £759k which has been reflected by reduced income.

#### **Police staff – under spend £52k**

Forecast for the year is £39,781k, which is a projected under spend of £52k against the original budget, a reduction of £165k from the previous forecast. There has been savings of £180k from reduced PIO's, but this has been offset by agency costs where the budget assumed only a small agency cost as vacancies were budgeted at their substantive cost, however whilst the continued use of agency staff provides flexibility, it does so at an increased cost. In addition the vacancy provision rate was calculated on 7.5%, this is proving to be an overly optimistic position; a 1% over provision will increase costs by around £400k. A correction has been made to align a year end accrual with invoices still being processed in respect of the now complete transformation project.

All requests for additional staff over and above establishment need to be challenged to assess the business impact.

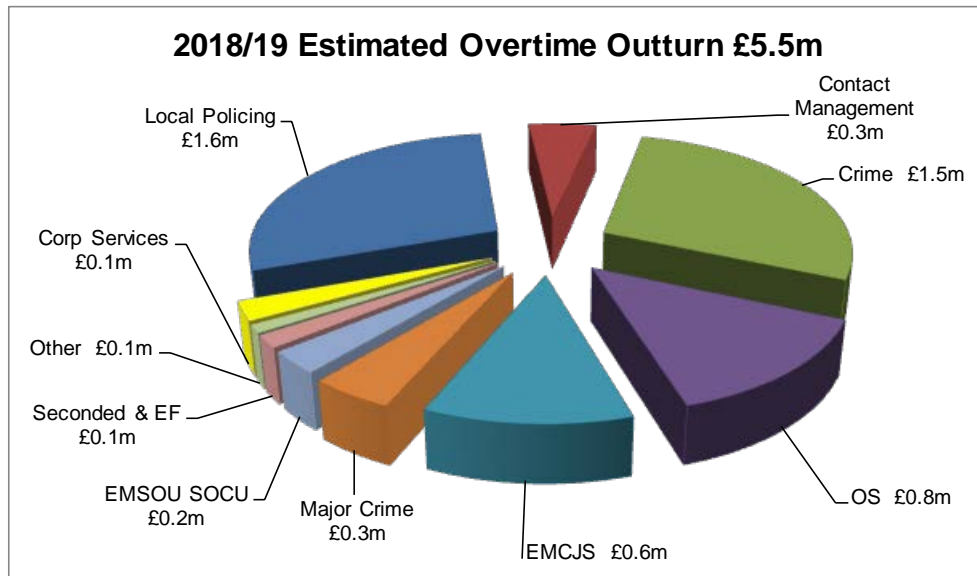
The forecast reflects a downward movement in externally funded and seconded staff of £22k which has been reflected by reduced income.

#### **PCSO – under spend £616k**

Forecast for the year is £6,019k, which is a projected under spend of £616k against the original budget, which is no movement from the previous forecast.

### **4.3 Overtime – over spend £1,368k**

Overtime forecast for the year is £5,479k, which is a projected over spend of £1,368k against the original budget. The main drivers of the overspend are Op Palmitate at £235k; the number of firearms discharged experienced recently resulting in many people being called in at short notice; OS at £252k which is partly offset within income from the ARV uplift fund; seconded and externally funded officers/staff of £126k which has been offset by income; City, County & SOC at £510k driven by a lot of costs within CID, summer demand within response; and custody of £130k, however there are now firm plans in place to get the sergeant numbers up to establishment so this will prevent this excessive overtime from continuing from April 2019.



#### **4.4 Other employee costs – over spend £345k**

Other employee costs forecast for the year is £2,385k, which is a projected over spend of £345k against the original budget, a reduction of £22k from the previous forecast. The overspend is due to additional training needs in OS, off-set by funding from the ARV uplift grant and from the Border Agency, and redundancy payments for EMSOU indexers and control room managers. Pension strain costs are also higher than anticipated £49k.

#### **4.5 Medical retirements – over spend £45k**

Medical retirements costs forecast for the year is £4,740k, which is a projected over spend of £45k against the original budget, a reduction of £191k from the previous forecast. The over spend is largely due to the banding reviews which some resulted in backdated payments to several officers.

#### **4.6 Premises costs – over spend £546k**

Premises costs forecast for the year is £6,397k, which is a projected over spend by £546k against the original budget, an increase of £83k from the previous forecast. The over spend is largely due to a reflection on utility costs now that the backlog of invoices are being processed and actual costs are identified, the increase is due to inflation rather than consumption. Maintenance costs have also shown an increase in costs from the previous month. Costs of water services have also risen, however £46k has been off-set by a reduction in Insurance contribution to reserves, see 4.9.

#### **4.7 Transport costs – over spend £278k**

Transport costs forecast for the year is £5,565k, which is a projected over spend by £278k against the original budget, an increase of £447k on the previous

forecast. The increase in P11 reflects the decision to release payments that were being withheld to Venson.

#### **4.8 Comms & Computing – under spend £868k**

Comms & computing forecast for the year is £7,385k, which is a projected under spend of £868k against the original budget, a reduction of £321k on the previous forecast, this reflects the removal of anticipated costs for Ivanti, this upgrade is no longer required, the Home Office have also advised that they will not be charging for ACRO ICCE during 18/19 and an adjustment has been made to capital reflecting the costs of technical refresh equipment that had previously been charged to revenue.

#### **4.9 Other supplies & services – over spend £548k**

Other supplies & services forecast for the year is £4,903k, which is a projected over spend of £548k against the original budget, a reduction of £205k on the previous forecast. This is largely due to the reversing out of the £250k procurement efficiency challenge from the budget which will be delivered across numerous lines of expenditure; the movement in month reflects the revised outturn of consultancy costs shared with Northamptonshire Police in respect of MFSS Fusion developments. Costs of vehicle recovery have also increased, but this will be off-set with additional income. During the month the Insurance contribution to reserves has been reduced by £46k reflecting the two water leaks incurred at FHQ and Carlton.

#### **4.10 Custody costs & police doctor – over spend £68k**

Custody costs & police doctor forecast for the year is £1,505k, which is a projected over spend of £68k against the original budget, a reduction of £14k from the previous forecast. Main reasons are higher than budgeted clothing and consumable costs in Custody and the re-alignment of police surgeon costs between SARC and Custody.

#### **4.11 Forensic & investigative costs – under spend £150k**

Forensic & investigative costs forecast for the year is £1,935k, which is a projected under spend of £150k against the original budget, a reduction of £5k from the previous forecast.

#### **4.12 Partnership payments – under spend £128k**

Partnership payments forecast for the year is £1,294k, which is a projected under spend of £128k against the original budget, an increase of £5k from the previous forecast.

#### **4.13 Collaboration contributions – over spend £1,744k**

Collaboration contributions forecast for the year is £11,365k, which is a projected over spend of £1,744k against the original budget, which is no change from the previous forecast.

#### **4.14 Capital financing – under spend £340k**

Capital financing forecast for the year is £3,799k, which is a projected under spend of £340k against the original budget, which is no change from the previous forecast. This saving is due to lower interest charges of £154k as a result of reduced borrowing; and a reduction in the Minimum Revenue Provision (MRP) of £186k as a result of the actual 2017/18 capital spend being lower than budgeted assumption.

#### **4.15 Income – additional income £2,581k**

Income forecast for the year is £15,614k, which is projected to be £2,581k above the original budget, an increase of £251k from the previous forecast reflecting the latest position on football income and invoices to the Border Agency. During the month an adjustment has been made to reflect the income due from University of Derby in respect of PCDA cohorts along with income for cyber-crime training from Derbyshire Police.

#### **4.16 Efficiencies**

The 2018/19 efficiency target in order to achieve a balanced budget is £300k as per the table below:

<b>Efficiencies Target for 2018/19</b>	
	<b>£'000</b>
Procurement	250
Forensics	50
	<b>300</b>

The procurement savings was included within other supplies & services for budget purposes and has been reversed out in the June forecast on the basis that the savings will be delivered across numerous lines of expenditure.

Finance and the change team are constantly reviewing all efficiency projects with the organisation to identify any possible risks or opportunities to delivering the yearend target.

#### **4.17 OPCC**

The OPCC is projecting an on budget performance with an outturn of £4,891k. It is assumed that any under spend that may arise during the year will be transferred to the OPCC's Commissioning reserve at year end.



## **5. Financial Implications and Budget Provision**

5.1 The financial information relating to this item is contained within Appendix A.

## **6. Human Resources Implications**

6.1 There are no immediate Human Resource implications arising from this report.

## **7. Equality Implications**

7.1 There are no equality implications arising from this report.

## **8. Risk Management**

8.1 Please see attached Appendix A.

## **9. Policy Implications and links to the Police and Crime Plan Priorities**

9.1 There are no policy implications arising from this report.

## **10. Changes in Legislation or other Legal Considerations**

10.1 There are no changes in legislation or other legal considerations that are relevant to this report.

## **11. Details of outcome of consultation**

11.1 The figures included in this report are presented to the Force Executive Board on a monthly basis.

## **12. Appendices**

- 12.1 Appendix A (i) & A (ii) – Revenue Report to February 2019
- 12.2 Appendix B – Virements approved under delegated arrangements
- 12.3 Appendix C – Forecast movements less than £100k
- 12.4 Appendix D – Forecast movements greater than £100k

## **13. Background Papers (relevant for Police and Crime Panel Only)**

NB

See guidance on public access to meetings and information about meetings for guidance on non-public information and confidential information.

## Appendix A (i)

# Nottinghamshire Police

## Revenue Budget Monitoring as at February 2019



	2018/19 Approved Budget £'000	Virements £'000	(Opportunities) / Risks £'000	Seconded & EF Projects £'000	Revised Budget £'000	Year to Date Revised Budget £'000	2018/19 Expenditure £'000	Year to Date Variance £'000	Projected Over/ (Under)spend £'000	Movement £'000
<b>Local Policing</b>										
Uniformed Operations	56,635	-	1,776	-	58,410	51,750	53,192	1,443	1,776	19
Contact Management	14,132	-	(277)	-	13,855	12,971	12,912	(59)	(277)	(1)
Citizens in Policing	242	-	461	-	704	222	555	333	461	(3)
	<b>71,009</b>	-	<b>1,960</b>	-	<b>72,969</b>	<b>64,943</b>	<b>66,660</b>	<b>1,717</b>	<b>1,960</b>	<b>15</b>
<b>Crime &amp; Operational Support</b>										
Crime	38,698	(254)	277	-	38,721	35,249	35,337	88	23	43
Operational Support	10,165	-	240	-	10,404	9,254	10,078	824	240	(47)
	<b>48,863</b>	<b>(254)</b>	<b>517</b>	-	<b>49,126</b>	<b>44,503</b>	<b>45,415</b>	<b>912</b>	<b>263</b>	<b>(4)</b>
<b>Collaboration - Operational</b>										
EMCJS	8,974	-	(626)	-	8,348	7,982	7,782	(200)	(626)	(12)
Forensics	2,336	-	(12)	-	2,324	720	2,286	1,566	(12)	-
CSI	1,249	-	(87)	-	1,161	1,146	1,081	(65)	(87)	12
Special Branch	867	-	(145)	-	722	795	637	(159)	(145)	(35)
Major Crime	2,715	-	82	-	2,797	2,372	2,544	172	82	(6)
EMSOU CID	2,918	-	94	-	3,012	1,461	2,910	1,449	94	(8)
TSU	612	-	17	-	628	303	608	305	17	-
EMSOU SOCU	2,412	-	(234)	-	2,178	2,210	1,997	(213)	(234)	(3)
	<b>22,083</b>	-	<b>(912)</b>	-	<b>21,171</b>	<b>16,990</b>	<b>19,844</b>	<b>2,854</b>	<b>(912)</b>	<b>(52)</b>
<b>Corporate Services</b>										
Assets	5,684	-	536	-	6,221	5,451	5,620	170	536	(6)
Fleet	1,902	-	172	-	2,074	1,955	1,758	(197)	172	545
Finance	662	-	(69)	-	593	586	512	(74)	(69)	(0)
People Services	3,813	-	(82)	-	3,731	1,603	1,541	(62)	(82)	(52)
Information Services	10,039	164	(387)	-	9,816	7,285	9,244	1,960	(223)	(384)
Corporate Development	2,177	(5)	(222)	-	1,950	1,996	1,697	(299)	(227)	3
Corporate Communications	821	90	(188)	-	724	757	635	(121)	(98)	(17)
Command	1,025	(95)	208	-	1,139	950	1,029	78	113	16
PSD	1,626	-	(126)	-	1,500	1,485	1,326	(159)	(126)	(5)
Procurement	737	-	(97)	-	640	617	656	39	(97)	13
Central Codes	12,581	100	(1,550)	-	11,131	11,047	8,914	(2,133)	(1,450)	(502)
Other	993	-	(819)	-	174	2,638	1,818	(819)	(819)	(236)
	<b>42,063</b>	<b>254</b>	<b>(2,624)</b>	-	<b>39,693</b>	<b>36,369</b>	<b>34,751</b>	<b>(1,618)</b>	<b>(2,369)</b>	<b>(625)</b>
<b>Collaboration - Corporate Services</b>										
MFSS	2,155	-	2,029	-	4,184	1,616	2,807	1,190	2,029	0
Learning & Development	788	-	(26)	-	762	394	793	399	(26)	-
EMSCU	150	-	24	-	174	198	110	(88)	24	10
Force Collaboration	-	-	-	-	-	-	-	-	-	-
Collaboration Contributions	-	-	-	-	-	-	-	-	-	-
IS Transformation	-	-	-	-	-	-	2	2	-	-
Legal	606	-	(36)	-	569	376	516	140	(36)	38
OHU	492	-	7	-	499	232	466	234	7	-
	<b>4,192</b>	-	<b>1,997</b>	-	<b>6,189</b>	<b>2,816</b>	<b>4,693</b>	<b>1,877</b>	<b>1,997</b>	<b>48</b>
<b>Externally Funded</b>	-	-	-	-	-	1,861	1,023	(838)	-	-
<b>Seconded Officers</b>	-	-	-	-	-	449	405	(44)	-	-
<b>Force total</b>	<b>188,209</b>	-	<b>938</b>	-	<b>189,147</b>	<b>167,930</b>	<b>172,790</b>	<b>4,860</b>	<b>938</b>	<b>(618)</b>
<b>OPCC</b>	<b>4,891</b>	-	-	-	<b>4,891</b>	<b>2,424</b>	<b>1,355</b>	<b>(1,070)</b>	-	-
<b>Group position total</b>	<b>193,100</b>	-	<b>938</b>	-	<b>194,038</b>	<b>170,354</b>	<b>174,145</b>	<b>3,791</b>	<b>938</b>	<b>(618)</b>

## Appendix A (i)

# Nottinghamshire Police

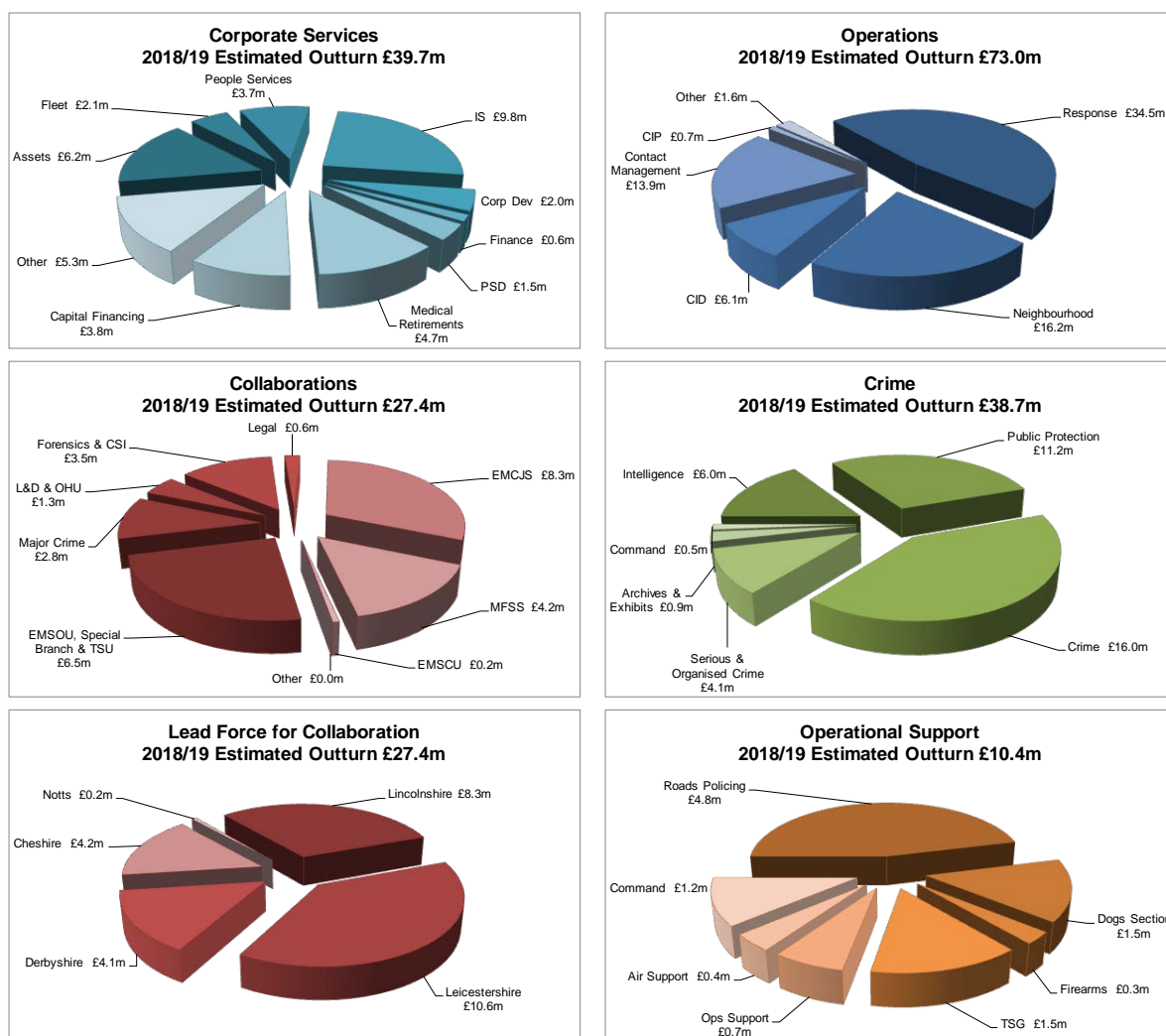
## Revenue Budget Monitoring as at February 2019



	2018/19 Approved Budget £'000	Virements £'000	(Opportunities) / Risks £'000	Seconded & EF Projects £'000	Revised Budget £'000	Year to Date Revised Budget £'000	2018/19 Expenditure £'000	Year to Date Variance £'000	Projected Over/ (Under)spend £'000	Movement £'000
<b>Pay &amp; Allowances</b>										
Police officer	100,864	-	1,496	(759)	101,602	92,424	92,631	208	738	(3)
Staff	39,834	11	(41)	(22)	39,781	36,574	36,725	151	(52)	(165)
PCSO	6,635	-	(618)	3	6,019	6,051	5,543	(507)	(616)	-
	<b>147,333</b>	<b>11</b>	<b>837</b>	<b>(778)</b>	<b>147,403</b>	<b>135,049</b>	<b>134,900</b>	<b>(149)</b>	<b>70</b>	<b>(168)</b>
<b>Overtime</b>										
Police officer	3,418	(1)	1,307	61	4,785	3,230	4,550	1,320	1,367	-
Staff	642	-	(2)	3	643	607	597	(11)	1	-
PCSO	51	-	(0)	1	52	47	38	(9)	1	-
	<b>4,111</b>	<b>(1)</b>	<b>1,305</b>	<b>64</b>	<b>5,479</b>	<b>3,884</b>	<b>5,185</b>	<b>1,301</b>	<b>1,368</b>	<b>-</b>
Other employee expenses	2,041	26	319	-	2,385	1,768	2,026	258	345	(22)
Medical retirements	4,695	-	45	-	4,740	4,332	4,286	(47)	45	(191)
	<b>158,180</b>	<b>36</b>	<b>2,505</b>	<b>(714)</b>	<b>160,007</b>	<b>145,033</b>	<b>146,396</b>	<b>1,363</b>	<b>1,827</b>	<b>(381)</b>
Premises costs	5,851	-	546	-	6,397	5,437	5,511	74	546	83
Transport costs	5,287	-	305	(28)	5,565	4,884	4,651	(233)	278	447
Comms & computing	8,253	134	(971)	(30)	7,385	5,650	7,065	1,414	(868)	(321)
Clothing, uniform & laundry	612	-	(6)	-	606	554	626	72	(6)	24
Other supplies & services	4,354	(138)	679	7	4,903	2,978	3,540	562	548	(205)
Custody costs & police doctor	1,437	-	68	-	1,505	1,317	1,004	(313)	68	(14)
Forensic & investigative costs	2,085	(11)	(139)	-	1,935	966	1,654	689	(150)	(5)
Partnership payments	1,422	-	(133)	5	1,294	970	1,386	416	(128)	5
Collaboration contributions	9,622	-	1,744	-	11,365	5,379	9,571	4,192	1,744	-
Capital financing	4,139	-	(340)	-	3,799	4,011	3,269	(742)	(340)	-
	<b>43,062</b>	<b>(15)</b>	<b>1,753</b>	<b>(46)</b>	<b>44,754</b>	<b>32,146</b>	<b>38,275</b>	<b>6,129</b>	<b>1,692</b>	<b>14</b>
<b>Total expenditure</b>	<b>201,242</b>	<b>21</b>	<b>4,258</b>	<b>(760)</b>	<b>204,761</b>	<b>177,179</b>	<b>184,671</b>	<b>7,492</b>	<b>3,519</b>	<b>(367)</b>
<b>Income</b>	<b>(13,033)</b>	<b>(21)</b>	<b>(3,320)</b>	<b>760</b>	<b>(15,614)</b>	<b>(9,249)</b>	<b>(11,881)</b>	<b>(2,632)</b>	<b>(2,581)</b>	<b>(251)</b>
<b>Force</b>	<b>188,209</b>	<b>-</b>	<b>938</b>	<b>-</b>	<b>189,147</b>	<b>167,930</b>	<b>172,790</b>	<b>4,860</b>	<b>938</b>	<b>(618)</b>
<b>OPCC</b>	<b>4,891</b>	<b>-</b>	<b>-</b>	<b>-</b>	<b>4,891</b>	<b>2,424</b>	<b>1,355</b>	<b>(1,070)</b>	<b>-</b>	<b>-</b>
<b>Group position total</b>	<b>193,100</b>	<b>-</b>	<b>938</b>	<b>-</b>	<b>194,038</b>	<b>170,354</b>	<b>174,145</b>	<b>3,791</b>	<b>938</b>	<b>(618)</b>

## Appendix A (ii)

### Analysis of the 2018/19 Estimated Outturn



A year to date over spend of £3,791k against the cash flow forecast is shown in detail in Appendix A. These differences represent timing differences between the agreed estimated spend profile and latest provisions. Overall this difference has no impact in outturn over and above that reported in the above table.

The cash flow forecast is split £4,860k for the Force and £(1,070)k for the OPCC. The cash flow over spend is largely due to timing of collaboration payments £4,192k; contribution from reserves of £1,400k towards the Fusion project; and the timing of contract payments within Comms & Computing; and overtime. This is partly offset by income which is mainly due to the reversal of a year end accrual and timing of seconded/externally funded projects income partnership payments; reduction in the 2018/19 charge for the Minimum Revenue Provision (MRP); and outstanding charges from Vensons.

The year to date reduction in cash flow forecasting within the OPCC of £(1,070)k is due to the phasing of payments relating to the community safety grant, which is expected to reverse over the remainder of the financial year.

Appendix B

2018/19 Forecast Movements - January to March 2019

Virements

		Month	£
Police Staff Pay			
Various	Moved Pay to fund training courses	Jan	(1,680)
			(1,680)
Other Employee Costs			
AE320 External Training Courses	Moved Pay to fund training courses	Jan	1,680
			1,680
			-

Chief Officer Team:

Approved by:

Date:

Finance:

Approved by:

Date:

## Appendix C

### 2018/19 Forecast Movements - January to March 2019

#### Less than £100k

		Month	£
<b>Police Staff Pay</b>			
Various	Reflects expected 2018/19 outturn	Feb	46,495
			<b>46,495</b>
<b>PCSO Pay</b>			
Various	Reflects expected 2018/19 outturn	Feb	(25,000)
			<b>(25,000)</b>
<b>Other Employee Costs</b>			
AE320 External Training Courses	Adjustment to reflect year to date spend	Jan	320
AE320 External Training Courses	Additional fund staff training	Jan	20,000
AE340 Tuition Fees	Per budget review - need to show forecast spend as income forecasted	Jan	25,000
AE403 External Assessment Centres	No more centres for 2018/19	Jan	(18,000)
AE501 Occupational Health Employee Costs	New contract Jan - March	Jan	13,630
AE505 Counselling	Stopped using CIC Dec - new contract on AE501	Jan	(9,000)
AE514 Other Medical Costs	Adjustment to reflect year to date spend	Jan	6,450
AE514 Other Medical Costs	Increase based on year to date activities for doctors claims	Jan	4,600
AE830 Pension Strain	Pension strain higher than estimate	Jan	82,500
AE990 Other Employee Costs	Settlement charged to Legal fees	Jan	(10,000)
AE990 Other Employee Costs	Post budget meeting - reduce for 1 appeal	Jan	(8,000)
AE995 Apprentice Levy	Reduction in the Apprentice Levy following review	Jan	(50,000)
AE320 External Training Courses	Adjustment to reflect year to date spend and expected outturn	Feb	468
AE320 External Training Courses	Cyber Crime training to be recharged	Feb	6,080
AE320 External Training Courses	Additional Firearms courses	Feb	30,000
AE320 External Training Courses	Adobe Training	Feb	1,990
AE320 External Training Courses	Reduced outturn following review meeting	Feb	(50,000)
AE360 Conference & Seminar Fees	Adjustment to reflect year to date spend and expected outturn	Feb	673
AE360 Conference & Seminar Fees	Away days	Feb	800
AE360 Conference & Seminar Fees	Speakers at the SLC	Feb	800
AE402 External Advertising	Adverts for Finance posts	Feb	3,000
AE514 Other Medical Costs	Adjustment to reflect year to date spend and expected outturn	Feb	5,882
AE515 Reimbursement of Medical Costs	Adjustment to reflect year to date spend and expected outturn	Feb	197
AE515 Reimbursement of Medical Costs	Forecast for year to date actuals in respect of glasses costs	Feb	110
AE820 Redundancy Costs	Adjustment to reflect year to date spend and expected outturn	Feb	(2,000)
AE830 Pension Strain	Adjustment to reflect year to date spend and expected outturn	Feb	(34,000)
AE995 Apprentice Levy	Update of the expected Apprentice Levy costs	Feb	25,000
AE514 Other Medical Costs	Reduction in forecast re doctors' pay via payroll	Feb	(10,600)
			<b>35,900</b>
<b>Medical Retirements</b>			
AR130 Police Officer Ill health Pension - Capital Equivalent	Update from leavers list 13.4 left up to 9th Jan so trend suggests likely to be near to original budget	Jan	90,200
AR210 30+ Pensions Costs	Increase for new awards - based on actual to date plus £10k to end of March	Jan	20,000
			<b>110,200</b>
<b>Property Related</b>			
EP202 Electricity	Adjustment to reflect year to date spend	Jan	69,000
EP204 Other Energy Costs	Adjustment to reflect year to date spend	Jan	(11,370)
EP205 Water Services / Rates	Adjustment to reflect year to date spend	Jan	30,000
EP251 Hire of Rooms/Premises	Costs had been miscoded to Border Agency that relate to Notts L&D	Jan	6,000
EP252 Property Lease Charges	Adjustment to reflect year to date spend	Jan	5,850
EP302 Council Tax	Adjustment to reflect year to date spend	Jan	12,000
EX310 Property Related	Adjustment to reflect year to date spend	Jan	284
EP104 Asbestos Planned	Adjustment to reflect year to date spend and expected outturn	Feb	1,050
EP121 Reactive Maintenance	Adjustment to reflect year to date spend and expected outturn	Feb	50,000
EP122 Reactive Mechanical & Engineering Works	Adjustment to reflect year to date spend and expected outturn	Feb	480
EP123 Building Maintenance - Day to Day	Adjustment to reflect year to date spend and expected outturn	Feb	16,501
EP130 Grounds Maintenance	Adjustment to reflect year to date spend and expected outturn	Feb	4,687
EP131 Gritting	Adjustment to reflect year to date spend and expected outturn	Feb	(10,000)
EP141 Annual Servicing	Adjustment to reflect year to date spend and expected outturn	Feb	(22,600)
EP201 Gas	Adjustment to reflect year to date spend and expected outturn	Feb	5,452
EP204 Other Energy Costs	Adjustment to reflect year to date spend and expected outturn	Feb	6,847
EP205 Water Services / Rates	Adjustment to reflect year to date spend and expected outturn	Feb	45,055
EP250 Rent	Adjustment to reflect year to date spend and expected outturn	Feb	5,136
EP251 Hire of Rooms/Premises	Adjustment to reflect year to date spend and expected outturn	Feb	7,440
EP251 Hire of Rooms/Premises	Djanogly Academy - Facility hire and feeding for Goose Fair	Feb	2,462
EP251 Hire of Rooms/Premises	Border Agency costs - expect hire of room element to be £20k	Feb	20,000
EP252 Property Lease Charges	Adjustment to reflect year to date spend and expected outturn	Feb	(5,850)
EP253 Service Charge	Adjustment to reflect year to date spend and expected outturn	Feb	(23,313)
EP301 General Rates	Forecast no longer required	Feb	(1,090)
EP301 General Rates	Adjustment to reflect year to date spend and expected outturn	Feb	318
EP301 General Rates	Forecast to match year to date actuals, refund for overpayments after closure of station	Feb	(7,598)
EP301 General Rates	Forecast to match year to date actuals, RV Band Revaluation and refund received	Feb	(10,641)
EP301 General Rates	Forecast to match year to date actuals, actuals higher due to delay in sale of station	Feb	39,893

## Appendix C

### 2018/19 Forecast Movements - January to March 2019

#### Less than £100k

		Month	£
EP301 General Rates	Forecast to match year to date actuals, refund for overpayments after closure of station but less than originally forecast	Feb	584
EP302 Council Tax	Reversal of forecast in P10 as now re-allocated to activity code	Feb	(12,000)
EP350 Waste Disposal	Forecast no longer required	Feb	(1,920)
EP351 Pest Control	Adjustment to reflect year to date spend and expected outturn	Feb	3,869
EP353 Confidential Waste	Adjustment to reflect year to date spend and expected outturn	Feb	(8,000)
EP401 Contract Cleaning	Adjustment to reflect year to date spend and expected outturn	Feb	(14,407)
EP404 Window Cleaning	Adjustment to reflect year to date spend and expected outturn	Feb	(13,088)
EP450 CCTV	Recode provision made for Safe & Sound interest charges	Feb	4,059
EP453 Other Local Security Costs	Adjustment to reflect year to date spend and expected outturn	Feb	45
			<b>195,135</b>

Transport Related			
ET101 Vehicle Repairs	Adjustment to reflect year to date spend	Jan	63,000
ET103 Vehicles - Spares	Adjustment to reflect year to date spend	Jan	(8,000)
ET104 Vehicles - Tyres & Tubes	Adjustment to reflect year to date spend	Jan	8,300
ET105 Vehicle Maintenance	Adjustment to reflect year to date spend	Jan	6,500
ET140 Upkeep of Transport & Plant	Adjustment to reflect year to date spend	Jan	(3,900)
ET170 Vehicle Cleaning	Adjustment to reflect year to date spend	Jan	3,500
ET190 Petrol	Adjustment to reflect year to date spend	Jan	(10,000)
ET191 Diesel	Adjustment to reflect year to date spend	Jan	60,000
ET193 Biofuels	Adjustment to reflect year to date spend	Jan	15,000
ET218 Venson PPM	Adjustment to reflect year to date spend	Jan	(93,075)
ET401 Essential Users Lump Sum	Adjustment to reflect year to date spend	Jan	2,655
ET401 Essential Users Lump Sum	As per current claimants	Jan	220
ET403 Essential Users Mileage	Adjustment to reflect year to date spend	Jan	2,645
ET407 Casual Users Mileage	Adjustment to reflect year to date spend	Jan	944
ET407 Casual Users Mileage	Per latest spending trend assumed new scheme not in before year end	Jan	(500)
ET455 Public Transport & Parking	Adjustment to reflect year to date spend	Jan	5,197
ET101 Vehicle Repairs	Adjustment to reflect year to date spend and expected outturn	Feb	20,613
ET101 Vehicle Repairs	Write-off of vehicle	Feb	17,500
ET103 Vehicles - Spares	Adjustment to reflect year to date spend and expected outturn	Feb	141
ET104 Vehicles - Tyres & Tubes	Adjustment to reflect year to date spend and expected outturn	Feb	3,330
ET105 Vehicle Maintenance	Adjustment to reflect year to date spend and expected outturn	Feb	12,443
ET105 Vehicle Maintenance	Reduction in outturn due to majority of non slot vehicles being replaced so costs lower	Feb	(10,000)
ET140 Upkeep of Transport & Plant	Adjustment to reflect year to date spend and expected outturn	Feb	-
ET180 Road Fund Licences	Adjustment to reflect year to date spend and expected outturn	Feb	1,701
ET190 Petrol	Adjustment to reflect year to date spend and expected outturn	Feb	(566)
ET191 Diesel	Adjustment to reflect year to date spend and expected outturn	Feb	52,128
ET193 Biofuels	Reversal of outturn in P10 as costs posted were miscodings and have been recoded to correct subjective	Feb	(15,000)
ET211 Hire of Transport - Operational	Adjustment to reflect year to date spend and expected outturn	Feb	2,781
ET250 Vehicle Insurance	Adjustment to reflect year to date spend and expected outturn	Feb	(2,400)
ET401 Essential Users Lump Sum	Adjustment to reflect year to date spend and expected outturn	Feb	(9,000)
ET407 Casual Users Mileage	Adjustment to reflect year to date spend and expected outturn	Feb	800
ET450 Air travel	Adjustment to reflect year to date spend and expected outturn	Feb	5,518
ET450 Air travel	Remove forecast due to no year to date actuals	Feb	(3,024)
ET455 Public Transport & Parking	Adjustment to reflect year to date spend and expected outturn	Feb	1,320
ET490 Volunteer Travel Expenses	Adjustment to reflect year to date spend and expected outturn	Feb	(5,000)
			<b>125,769</b>

Communications & Computing			
EC130 Mobile Phone Call Charges & Contract Cost	Vodafone Artemis reduction	Jan	(10,407)
EC210 Radio / Airwave - Equipment	Reduction in break-fix based on year to date spend	Jan	(4,506)
EC220 Airwave Service Charges	Inflation adjustment not required	Jan	(500)
EC220 Airwave Service Charges	Increase in Monthly Airwave DD	Jan	8,700
EC312 Courier Costs	Weekly collection of cash costs	Jan	4,400
EC410 Network Services	Increase in Portal Software	Jan	767
EC410 Network Services	Languardian prepaid this year as paid 3 years in advance	Jan	(2,818)
EC410 Network Services	Juniper SRX Services Gateway support	Jan	2,240
EC420 Network Management	Inflation adjustment not required	Jan	(1,865)
EC420 Network Management	Adjustment to reflect year to date spend	Jan	(1,235)
EC420 Network Management	Cancelled line re Private Circuit	Jan	(8,405)
EC420 Network Management	FHQ-Carlton delay in cancellation	Jan	11,848
EC441 Network HOLMES 2	Invoices costs less than budget for Unisys	Jan	(7,929)
EC501 Hardware - purchase	Reduction in break-fix based on year to date spend	Jan	1,580
EC501 Hardware - purchase	Reduction in premier support re the support of SAN being part of new capital costs resulting in a saving	Jan	(8,714)
EC501 Hardware - purchase	Reduction in licence costs for full year	Jan	(26,500)
EC502 Hardware - maintenance	Accrual for Nimble storage not required	Jan	(14,087)
EC502 Hardware - maintenance	Upgrade on project re SQL 2008 R2 Platform delayed therefore reduced cost to 2 months	Jan	(33,334)
EC502 Hardware - maintenance	Maintenance of virtual servers costs	Jan	4,036
EC510 Software - purchase	MDM costs less than original quote	Jan	(1,853)
EC511 Software - upgrade	IMS Property Support not renewed	Jan	(10,495)
EC511 Software - upgrade	Capita - contract renegotiated for next 3 years with a substantial increase	Jan	10,010
EC511 Software - upgrade	Reduction in yearly charge from Leics Police	Jan	(1,462)
EC511 Software - upgrade	Innkeeper budgeted for 6 mths but support needed for full 12 mths	Jan	5,603



## Appendix C

### 2018/19 Forecast Movements - January to March 2019

### Less than £100k

		Month	£
EC512 Software Licences	Avatu Costs	Jan	490
EC512 Software Licences	First year of costs for Forensic Analytics	Jan	4,230
EC512 Software Licences	Unicom costs	Jan	5,837
EC512 Software Licences	Equitrac upgrade charged elsewhere in budget	Jan	(6,420)
EC512 Software Licences	Increase on last years costs higher than anticipated from Leics Police	Jan	7,000
EC525 Web Infrastructure	Single on-line home project has now slipped to 2020/21 so adjustment required	Jan	(82,000)
EC526 Systems Development	EE data bundle not required in 18/19 contract budgeted in Agile Working Costs	Jan	(90,000)
EC590 Other IT Costs	Reduction in break-fix based on year to date spend	Jan	(9,000)
EC130 Mobile Phone Call Charges & Contract Cost	Adjustment to reflect year to date spend and expected outturn	Feb	(1,560)
EC310 Postage Costs	Adjustment to reflect year to date spend and expected outturn	Feb	(5,000)
EC501 Hardware - purchase	Year to date costs for APD Communciations	Feb	485
EC501 Hardware - purchase	Hardware infrastructure capital slipped so revenue now expected 2019/20	Feb	(5,500)
EC501 Hardware - purchase	Private Cloud Storage revenue part of the almalgmated storage install no longer needed	Feb	(5,000)
EC502 Hardware - maintenance	Upgrade on SQL 2008 Platform not yet started so revenue not required until 2019/20	Feb	(6,666)
EC512 Software Licences	Phoenix Software Licences are now being supplied by Comparex as part of ESA therefore these are not being renewed	Feb	(19,449)
EC512 Software Licences	Agile Upgade costs came in less than budget expected	Feb	(3,306)
EC512 Software Licences	Reverse adjustment made re increased Cover for ESA not yet implemented because incorrect subjective used	Feb	(31,666)
EC522 Minor Systems	Forecast no longer required	Feb	(5,000)
EC525 Web Infrastructure	Adjustment to reflect year to date spend and expected outturn	Feb	296
EC526 Systems Development	No longer required as advised this as part of an increased cover on the ESA but not to implemented until 2019/20	Feb	(31,666)
EC526 Systems Development	Niche additional work costs came in less than expected	Feb	(3,272)
EC526 Systems Development	Reverse adjustment made re increased Cover for ESA not yet implemented because incorrect subjective used	Feb	31,666
EC526 Systems Development	HCL Technologies EMSCU renegotiated the Optiks Licences some not required	Feb	(9,750)
EC526 Systems Development	Upgrade of Direct Access to improve agile work work not undertaken	Feb	(5,000)
EC526 Systems Development	Niche Technical Application Works invoiced at less than expected	Feb	(2,458)
EC590 Other IT Costs	Increase reflects break fix costs	Feb	20,888
EC590 Other IT Costs	Tri-Force costs which have gone into 2018/19 when budget expected project to be closed	Feb	16,616
EC590 Other IT Costs	Zetafax not required to be renewed replacewd by new system	Feb	(3,160)
EC590 Other IT Costs	Home Office confirmed the ARCO ICCE will not be charged in 2018/19 but will be charged in 2019/20	Feb	(38,200)
EC510 Software - purchase	No further costs for this year in relation to Crowd Control and PRGloo	Feb	(9,444)
EC590 Other IT Costs	Costs re Computers and Keyboards highlighted as Capital Costs posted to Break Fix EC590-01	Feb	(37,732)
EC590 Other IT Costs	Costs re Hard Drives Highlighteddf as capital costs posted to Break Fix	Feb	(36,281)
			<b>(444,948)</b>

Clothing & Uniforms			
EU111 Clothing & Uniforms	Adjustment to reflect year to date spend and expected outturn	Feb	27,005
EU114 Laundry	Adjustment to reflect year to date spend and expected outturn	Feb	(3,500)
			<b>23,505</b>

Other Supplies & Services			
EE150 Books & Publications	Adjustment to reflect year to date spend	Jan	2,600
EJ801 PNC Costs	Vodafone - accrued 6 months from last year and there was actually 7 months missing	Jan	1,776
EJ801 PNC Costs	Vodafone have missed charging costs that were confirmed were valid from 2015-2018	Jan	8,721
EJ801 PNC Costs	NDI Technologies no longer required	Jan	(1,561)
EJ801 PNC Costs	Home Office Grant does not cover full cost	Jan	1,836
EO112 External Catering	Forecast no longer required	Jan	(1,200)
ER121 Photocopier Machines Running Costs	Konica budget for rent only but being charged for copies	Jan	4,000
EX210 Employers Liability	Adjustment to reflect year to date spend	Jan	10,600
EX210 Employers Liability	Latest insurance forecast	Jan	(10,600)
EX220 Public Liability	Latest insurance forecast	Jan	10,420
EX330 Other Insurance	Adjustment to reflect year to date spend	Jan	(10,884)
EX410 Specialist Operational Equipment	Adjustment to reflect year to date spend	Jan	2,600
EX426 Police Cones & Traffic Signs	To cover Op Palmitate actual costs to date	Jan	5,475
ex431 Maintenance/Consumables Specialist Op Equipment	Charge for Lion Laboratories annual charge	Jan	15,000
ex431 Maintenance/Consumables Specialist Op Equipment	Spend against Op Hyrax. Equipment ordered to enable team to search scrub land efficiently	Jan	750
EX553 Covert Alarms Installation & Monitoring	Adjustment to reflect year to date spend	Jan	(2,500)
EX611 Police Dogs - Feed/kennelling/vets	Adjustment to reflect year to date spend	Jan	10,000
EX750 Vehicle Recovery Costs	Adjustment to reflect year to date spend	Jan	34,400
EX901 Legal Costs	Adjustment to reflect year to date spend	Jan	(1,000)
EX920 Witness Expenses	Adjustment to reflect year to date spend	Jan	(2,000)
EY150 Subscriptions	Further costs for Hay grading	Jan	2,000
EY150 Subscriptions	Confirmed by Fed no charge for 2018/19	Jan	(8,340)
EY250 Consultants Fees	Actual charges for Grant Thornton & Paul Edwards more than forecast	Jan	7,140
EY250 Consultants Fees	Actual charges for Tim Chesworth more than forecast	Jan	25,200
EY250 Consultants Fees	Process Evolution - not expecting anymore costs for 2018/19	Jan	(16,000)
EY250 Consultants Fees	Theia - final charges	Jan	4,100
EY501 Hotel Accommodation	Adjustment to reflect year to date spend	Jan	39,869
EY501 Hotel Accommodation	Release accrual put in for 2017/18	Jan	(10,000)
EY501 Hotel Accommodation	Adjustment to reflect take out savings made to date	Jan	(11,816)

## Appendix C

### 2018/19 Forecast Movements - January to March 2019

#### Less than £100k

		Month	£
EB100 Bank Charges	Adjustment to reflect year to date spend and expected outturn	Feb	(1,000)
EE110 Furniture	Adjustment to reflect year to date spend and expected outturn	Feb	(10,000)
EE150 Books & Publications	Adjustment to reflect year to date spend and expected outturn	Feb	5,185
EO110 Contract Catering	Adjustment to reflect year to date spend and expected outturn	Feb	777
EO110 Contract Catering	OP Hyrax catering costs	Feb	160
EO110 Contract Catering	Catering for DA Regional Leads meeting as per quote	Feb	120
EO110 Contract Catering	Creative flavours buffet for Regional IOM Meeting 4 July	Feb	90
ER101 Stationery & Office Consumables	Adjustment to reflect year to date spend and expected outturn	Feb	3,867
ER101 Stationery & Office Consumables	Banner folios	Feb	5,000
ER101 Stationery & Office Consumables	Safe	Feb	780
ER104 Paper (Photocopiers & Printers)	Adjustment to reflect year to date spend and expected outturn	Feb	49
ER105 Printing	BRAKE road safety banners. Notts Police is taking part in the national Road Safety Week 19-25 Nov specifically looking at Cycling	Feb	275
ER121 Photocopier Machines Running Costs	Reduce Ricoh Photocopier charges reduced after the average caluation per month lowered because of downward trend in figures	Feb	(20,000)
EX330 Other Insurance	Adjustment to reflect year to date spend and expected outturn	Feb	(46,000)
EX426 Police Cones & Traffic Signs	Operation Palmitate	Feb	500
EX426 Police Cones & Traffic Signs	Signage to comply with our duty of care in respect of Health and Safety in the kennels	Feb	320
ex431 Maintenance/Consumables Specialist Op Equipment	Adjustment to reflect year to date spend and expected outturn	Feb	540
ex431 Maintenance/Consumables Specialist Op Equipment	Banner folios	Feb	(5,000)
EX551 CCTV Equipment (Operational)	Recode provision made for Safe & Sound interest charges	Feb	(4,059)
EX610 Police Dogs - purchase	Confirmation that no more purchases of dogs until April	Feb	(2,342)
EX611 Police Dogs - Feed/kennelling/vets	Adjustment to reflect year to date spend and expected outturn	Feb	(5,000)
EX652 Other Operational Expenses	Adjustment to reflect year to date spend and expected outturn	Feb	2,669
EX701 Firearms & Ammunition	Adjustment to reflect year to date spend and expected outturn	Feb	(2,100)
EX701 Firearms & Ammunition	Reduce forecast as Home office bill for ARE rounds has come in less than budgeted	Feb	(5,000)
EX901 Legal Costs	Adjustment to reflect year to date spend and expected outturn	Feb	2,000
EX901 Legal Costs	Fire & Police Framework Sharing agreement	Feb	22,000
EX901 Legal Costs	Revised based onyear to date spend - Historic Child Abuse enquiry costs	Feb	16,000
EX904 Other Prosecution Costs	Adjustment to reflect year to date spend and expected outturn	Feb	(5,000)
EX920 Witness Expenses	Adjustment to reflect year to date spend and expected outturn	Feb	(3,000)
EX940 Searches	Release accrual put in for 2017/18	Feb	(2,000)
EY101 Corporate Hospitality	Adjustment to reflect year to date spend and expected outturn	Feb	2,725
EY104 Gifts & Mementoes	Reversal of year end accrual no longer required	Feb	(18,831)
EY150 Subscriptions	Adjustment to reflect year to date spend and expected outturn	Feb	32
EY150 Subscriptions	GDPR Compliance Tool	Feb	2,000
EY203 Publicity	Adjustment to reflect year to date spend and expected outturn	Feb	(10,000)
EY205 Promotional material	Adjustment to reflect year to date spend and expected outturn	Feb	1,675
EY251 Professional Fees	Adjustment to reflect year to date spend and expected outturn	Feb	1,966
EY251 Professional Fees	Forensic Audio for 8 Hours @ £85 per HR - Forensic Voice Comparison 72 HRS @ £95 per HR - authorised by Ian Roberts	Feb	7,520
EY251 Professional Fees	Vensons Consultancy (CMS Legal Services)	Feb	(19,500)
EY251 Professional Fees	Vensons PFI Remodelling - BDO	Feb	(15,000)
EY501 Hotel Accommodation	Adjustment to reflect year to date spend and expected outturn	Feb	10,997
EY510 Subsistence	Adjustment to reflect year to date spend and expected outturn	Feb	(18,875)
			<b>5,126</b>

Custody costs & police doctor			
ED510 Decontamination Costs	Adjustment to reflect year to date spend	Jan	3,000
ES110 Police Surgeons / Clinicians	Paediatric SARC FME element as per PCCs office	Jan	20,000
ED111 Detained Persons - Meals / Refreshments	Adjustment to reflect year to date spend and expected outturn	Feb	(5,000)
ED112 Detained Persons - Clothing	Adjustment to reflect year to date spend and expected outturn	Feb	(2,000)
ED510 Decontamination Costs	Adjustment to reflect year to date spend and expected outturn	Feb	6,960
ES140 Doctors Statements	Adjustment to reflect year to date spend and expected outturn	Feb	(29,700)
ES320 First Aid Equipment / Consumables	Adjustment to reflect year to date spend and expected outturn	Feb	5,050
ES140 Doctors Statements	Increase in forecast re doctors' pay via payroll	Feb	10,600
			<b>8,910</b>

Forensic & investigative costs			
EI110 Damage to Property / Boarding Up	VPS security doors	Jan	5,000
EI120 Informant Fees	Reduction in costs following review at monthend	Jan	(10,000)
EI120 Informant Fees	Adjustment to reflect year to date spend and expected outturn	Feb	(5,000)
			<b>(10,000)</b>

Partnership Payments			
EJ190 Other Partnerships	Costs in respect of secondment of Ch Supt from West Yorkshire Police for 1 year from January 2019	Jan	26,000
EJ190 Other Partnerships	Reduction costs for NCC burglary	Feb	(3,000)
EJ190 Other Partnerships	Reduction costs for EAST MIDLANDS LTD, For data processing fee.	Feb	(1,125)
EJ190 Other Partnerships	Contribution to Operation Hophouse 2017/18	Feb	649
EJ190 Other Partnerships	Additional costs for SPOC cover	Feb	158
EJ190 Other Partnerships	Reduction costs for Notts charge from Lincs for EMOpsSS for 2017/18	Feb	(844)
EJ190 Other Partnerships	Additional costs for ACC Prior on secondment	Feb	3,892
EJ190 Other Partnerships	Additional costs for the share of Richard Jones 2017/18	Feb	1,400
EJ190 Other Partnerships	Lincs Bill for SPOC on call cover approved by A Fuller. This cost should see a saving against pay on call forecast	Feb	3,373

Appendix C

2018/19 Forecast Movements - January to March 2019

Less than £100k

	Month	£
		30,504

Collaboration Contributions			
EJ601 Collaboration service	Year end forecast update from Region for RART Pensions	Jan	18,752
EJ601 Collaboration service	Year end forecast update from Region for OIK	Jan	59,819
EJ601 Collaboration service	Year end forecast update from Region for Major Crime BH OT	Jan	(10,920)
EJ601 Collaboration service	Year end forecast update from Region for Op Advenus	Jan	5,423
EJ601 Collaboration service	Year end forecast update from Region for Major Crime Overtime YTD Dec	Jan	28,861
EJ601 Collaboration service	Year end forecast update from Region for Major Crime Overtime FC Jan-Mar	Jan	9,620
EJ601 Collaboration service	2017/18 year end adjustment	Jan	48,463
EJ601 Collaboration service	Forecast to cover additional recharges	Jan	10,000
			170,018

Capital Financing			
KI110 Interest Paid	Adjustment to reflect year to date spend	Jan	10,180
			10,180

Income			
IF220 Other Fees	Adjustment to reflect year to date spend	Jan	(17,000)
IF620 Vehicle Recovery	Adjustment to reflect year to date spend	Jan	(20,000)
IF821 Football Matches	Reduction in income following review at monthend	Jan	70,000
IG810 Local Partnership Funding	Income from West Midlands Police re unlocking phone	Jan	(1,620)
IG810 Local Partnership Funding	EE mobile phone costs for CNPS recharge less than previous years costs	Jan	3,596
IF140 Cancellation Charges	Adjustment to reflect year to date income and expected outturn	Feb	(1,100)
IF170 Certificates	Firearms income reduced based on year to date	Feb	30,000
IF310 Accommodation Rental / Hire	Adjustment to reflect year to date spend and expected outturn	Feb	(36,985)
IF310 Accommodation Rental / Hire	Previous years charges now known and lower than year end provision and also income for current year lower than forecast which was based on previous years expected income.	Feb	6,552
IF340 Aerials Rental	Income received from CellCM higher than originally advised, forecast increased to reflect	Feb	(11,285)
IF620 Vehicle Recovery	Increase due to increase averages of Raw 2k vehicle auctions. This money is recharged purely based on how many cars are sold at auction and there is no way of knowing what these charges will be	Feb	(30,000)
IF640 Training - Police	Updated income to reflect cohort 1 and 2	Feb	(81,064)
IF650 Training - Other	Recharge for Tracey Pearsall doing work for NTU	Feb	(2,770)
IF821 Football Matches	Reduce football income based on latest information	Feb	77,885
IF821 Football Matches	Adjustment to reflect year to date income and expected outturn	Feb	(70,000)
IG810 Local Partnership Funding	Income for Cyber Crime training costs - money to be reclaimed back from Derbyshire	Feb	(25,603)
IG810 Local Partnership Funding	Income for Cyber Crime IS equipment - money to be reclaimed back from Derbyshire	Feb	(41,151)
II110 Investment Interest	Based on latest information	Feb	(14,166)
IO140 Sponsorships	Adjustment to reflect year to date spend and expected outturn	Feb	7,000
IO140 Sponsorships	Additional income from NTU, Equifax and CDW	Feb	(5,500)
IO151 Insurance received	Adjustment to reflect year to date spend and expected outturn	Feb	(4,863)
IO156 Telephone Calls - Income	Adjustment to reflect year to date spend and expected outturn	Feb	(60)
IO990 Miscellaneous Income	Adjustment to reflect year to date income received	Feb	(5,000)
IO990 Miscellaneous Income	Adjustment to reflect year to date spend and expected outturn	Feb	5,167
IO990 Miscellaneous Income	Income for BWV from Lincs PCC	Feb	(88,331)
IO990 Miscellaneous Income	SPS income received from Capital Arena	Feb	(6,575)
IO990 Miscellaneous Income	Additional income for Alarm based on average income received during the year	Feb	(15,769)
IO990 Miscellaneous Income	Additional income for Abnormal Loads	Feb	(7,723)
IO990 Miscellaneous Income	Adjustment to outturn for ARV needs to be £412,000k	Feb	38,000
IO990 Miscellaneous Income	Payovers admin charge to Fed & Sports & Social club	Feb	(1,190)
IR150 Seconded Police - inter force	EMSOU overtime recharge	Feb	(5,086)
IR150 Seconded Police - inter force	Reduction in forecast for EMSOU overtime recharge	Feb	3,000
IR210 Income from Collaborative Arrangements	Recharges for Admin posts part funded by Region - These were one offs in 2018/19	Feb	(2,450)
IS110 Sale of Surplus Equipment	Forecast adjusted inline with year to date spend plus an additional amount for 4 vehicle recently sent to auction	Feb	(5,000)
			(259,091)
			22,703

Chief Officer Team:

Approved by:

Date:

Finance:

Approved by:

Date:

## Appendix D

### 2018/19 Forecast Movements - January to March 2019 Greater than £100k

		Month	£
<b>Police Officer Pay</b>			
Various	Reflects the move to the new police model	Feb	(150,000)
			<b>(150,000)</b>
<b>Police Staff Pay</b>			
Various	Reflects expected 2018/19 outturn	Feb	(192,727)
			<b>(192,727)</b>
<b>Medical Retirements</b>			
AR130 Police Officer Ill health Pension - Capital Equivalent	Only one case file only likely to have chance of being decided upon before end of March	Feb	(191,200)
			<b>(191,200)</b>
<b>Property Related</b>			
EP121 Reactive Maintenance	Adjustment to reflect year to date spend	Jan	100,000
EP253 Service Charge	Adjustment to reflect year to date spend	Jan	183,000
EP253 Service Charge	Reduction in service charge after review of P10 outturn	Jan	(150,000)
			<b>133,000</b>
<b>Transport Related</b>			
ET219 Venson DSAF	Adjustment to reflect year to date spend	Jan	(282,645)
ET218 Venson PPM	Adjustment to reflect year to date spend and expected outturn	Feb	180,028
ET219 Venson DSAF	Adjustment to reflect year to date spend and expected outturn	Feb	193,891
			<b>91,273</b>
<b>Communications &amp; Computing</b>			
EC590 Other IT Costs	Forecast for Ivanti Ltd, upgrade not expected to be completed in 2018/19	Feb	(100,000)
			<b>(100,000)</b>
<b>Other Supplies &amp; Services</b>			
EY250 Consultants Fees	Adjustment made earlier in the year has now been reversed	Jan	100,000
ER121 Photocopier Machines Running Costs	Adjustment to reflect year to date spend and expected outturn	Feb	(100,000)
			<b>-</b>
<b>Custody costs &amp; police doctor</b>			
ES110 Police Surgeons / Clinicians	Savings anticipated earlier in the year are not going to be realised	Jan	112,283
			<b>112,283</b>
<b>Collaboration Contributions</b>			
EJ601 Collaboration service	Increase in costs for MFSS	Jan	197,366
			<b>197,366</b>
<b>Income</b>			
IO990 Miscellaneous Income	Border Agency recharge	Feb	(107,680)
IO990 Miscellaneous Income	Reduction of general income following review meeting	Feb	118,000
			<b>10,320</b>
			<b>(89,684)</b>

Chief Officer Team:

Approved by:

Date:

Finance:

Approved by:

Date: