



Force Executive Board

Performance & Insight Report

Performance to September 2015

	Page
Financials	3-5
Capital Expenditure	6
Efficiencies	7
Overtime	8-9
OPCC	10-11

Financials

Month		
Actual £m	Budget £m	B/(w) than Budget £m

8.781	8.834	0.053
0.350	0.150	(0.200)
4.099	4.020	(0.078)
0.069	0.033	(0.037)
0.341	0.068	(0.273)
13.640	13.105	(0.535)
0.584	0.551	(0.032)
0.481	0.496	0.015
0.629	0.497	(0.132)
0.035	0.029	(0.006)
(0.305)	0.125	0.430
0.623	0.530	(0.093)
0.377	1.391	1.014
2.423	3.619	1.195
16.063	16.724	0.661
(0.849)	(1.461)	(0.613)
15.214	15.262	0.048

Total pay & allowances

Police pay & allowances
Police overtime
Police staff pay & allowances
Police staff overtime
Other employee expenses

Other operating expenses

Premises costs
Transport costs
Comms & computing
Clothing, uniform & laundry
Other supplies & services
Collaboration contributions
Other

Total expenditure

Income

Year to date			Full Year Budget £m
Actual £m	Budget £m	B/(w) than Budget £m	

52.780	53.083	0.302	105.637
1.943	1.405	(0.538)	3.245
25.794	25.119	(0.674)	48.673
0.386	0.306	(0.080)	0.632
0.675	0.395	(0.279)	0.787
81.578	80.309	(1.269)	158.974
3.402	3.220	(0.182)	5.960
3.321	2.999	(0.322)	5.854
3.359	2.956	(0.403)	5.939
0.283	0.177	(0.106)	0.447
3.457	1.938	(1.519)	4.612
4.165	3.318	(0.846)	6.679
9.622	10.364	0.742	14.567
27.609	24.972	(2.637)	44.059
109.187	105.281	(3.906)	203.033
(8.016)	(6.821)	1.196	(11.833)
101.170	98.460	(2.710)	191.200

Financials

Month: £15.214m against a budget of £15.262m (£0.048m favourable)

Year to date: £101.170m against a budget of £98.460m (£2.710m adverse)

Full year budget: £191.200m

Month:

Expenditure was £0.048m better than budget. This was mainly due to a release of the MRP provision and a correction to externally funded projects. This was partly offset by the efficiency challenge being behind target, overtime and redundancy payments.

Police officer pay was £8.781m, which was £0.053m better than budget largely due to pensions, unsocial hours payments and leavers/retirees being higher than budgeted. Overtime was £0.350m, which was £0.200m worse than budget, mainly due to Op Drosometer £0.081m, mutual aid and special services £0.028m all of which are offset by income. An additional accrual for the overtime rate issue has not been raised as it is felt this can be covered by the £0.100m accrual raised in August for unauthorised hours.

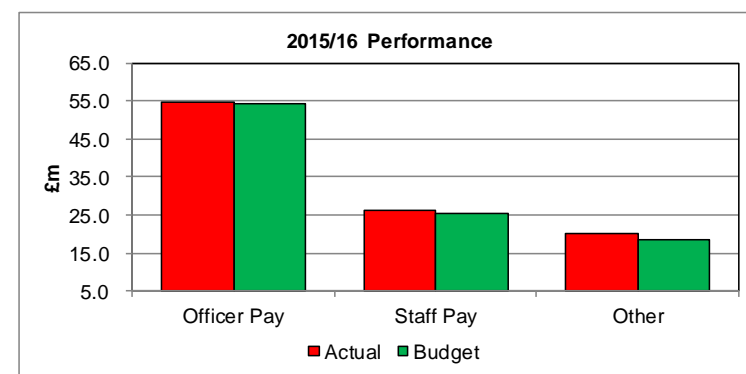
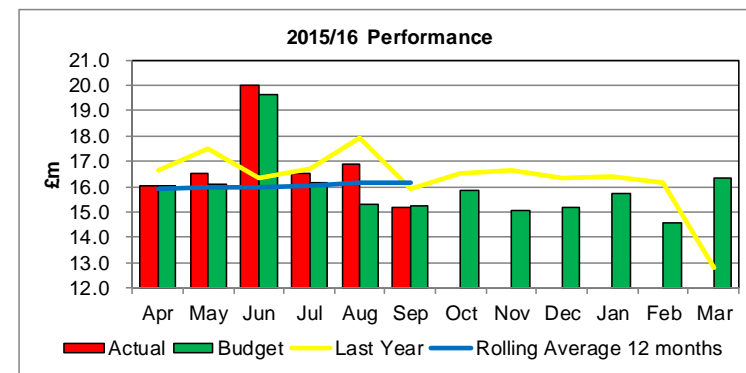
Police staff pay was £4.099m, which was £0.078m worse than budget, mainly due to not achieving the budgeted vacancy rate; and the phasing of the overlay for PCSO restructuring. Overtime was £0.069m, which was £0.037m worse than budget, we are not accruing in this area and this reflects the actual payments coming through from BOBO.

Other employee expenses was £0.273m worse than budget largely due to an accrual for PCSO redundancy costs and pension strain.

Premises costs were £0.032m worse than budget. This was mainly due to the efficiency challenge included within the budget, partly offset by a release of a utilities accrual for Central where the actual for 2014/15 came in lower than estimated. Comms and computing costs were £0.132m worse than budget, this was in part due to the efficiency challenge in the budget; costs for CAID and transfer of costs from Supplies and services. The under spend in Other supplies & services is primarily due to the correction to externally funded projects.

The saving in Other is due to a saving on MRP to offset the year to date for the collaboration contributions to the MFSS.

The £0.792m worse than budget performance on income was largely due to re-analysis of the phasing of externally funded projects and CNPS where the income had been over accrued.



Financials

Year to date:

Expenditure was £2.710m worse than budget. This was largely due to efficiency challenge being behind target at £1.223m, overtime and staff agency costs.

Police officer pay was £52.780m, which was £0.302m better than budget largely due to pensions, unsocial hours payments and leavers/retirees being higher than budgeted, although the monthly saving has slowed down. Overtime was £1.943m, which was £0.538m worse than budget, partly due to an accrual for c4,500 hours of overtime awaiting authorisation in BOBO on supervisors workbenches which is expected not to be required in full and will be used to offset the overtime rates issue; and a number of operations the main ones being Op Drosometer at £0.219m which is externally funded and matched by income, Op Tiffany at c£0.060m which is mutual aid and has been more than offset within income and Op Melic being the missing persons search.

Police staff pay was £25.794m, which was £0.674m worse than budget, mainly due to agency costs; not achieving the budgeted vacancy rate; and the phasing of the overlay for PCSO restructuring which is expected to reverse over the coming months. Overtime was £0.386m, which was £0.080m worse than budget, we are not accruing in this area and this reflects the actual payments coming through from BOBO.

Premises and transport costs were £0.182m and £0.322m worse than budget respectively. This was mainly due to the efficiency challenge included within the budget, such the fleet review; this has been partly offset form the benefit of the current low fuel prices.

Comms and computing were £0.403m worse than budget which is largely due to phasing and will be monitored closely.

The overspend in Other supplies & services is primarily down to a under achievement of the efficiency challenges and professional fees which in part have been offset in income.

Collaboration contributions was £0.846m worse than budget mainly due to the year to date charge for the MFSS which was omitted from the budget. This is being addressed in the forecast.

The underspend in Other was mainly due to the MRP being lower than budgeted due to the 2014/15 capital programme being lower than forecasted and a review of asset lives. This saving is being offset against the MFSS collaboration cost.

A re-forecast exercise is currently underway which is to be completed by the end of October.

Capital Expenditure

Month: £0.961m

Year to date: £3.722m

Full year budget: £20.177m

	Month			Year to date			Remaining Budget £m	Full Year Budget £m
	Actual £m	Budget £m	B/(w) than Budget £m	Actual £m	Budget £m	B/(w) than Budget £m		
Estates								
Access control improvement works	0.089	0.061	(0.029)	0.093	0.266	0.173	0.512	0.605
Broxtowe refurbishment	0.001	0.070	0.069	0.197	0.239	0.042	0.042	0.239
Byron House - central relocation	-	-	-	-	-	-	0.980	0.980
Custody improvements	(0.015)	-	0.015	0.183	0.052	(0.131)	(0.038)	0.145
DIU/Cyber	0.004	0.076	0.072	0.004	0.346	0.342	0.416	0.420
FHQ kennels	-	0.090	0.090	-	0.371	0.371	0.571	0.571
FHQ re-surfacing of roads & car parking	0.169	-	(0.169)	0.169	0.278	0.109	0.110	0.279
Oxclose Lane refurbishment	-	0.020	0.020	-	0.030	0.030	0.450	0.450
Relocation of Control Room	-	-	-	-	0.100	0.100	1.278	1.278
West Bridgford 1st floor refurbishment	-	0.100	0.100	-	0.210	0.210	0.300	0.300
Lucerne	0.063	-	(0.063)	0.700	-	(0.700)	(0.700)	-
Other	0.088	0.296	0.208	0.264	1.360	1.096	1.735	1.999
	0.399	0.713	0.314	1.610	3.252	1.642	5.656	7.266
Information Systems								
Desktop virtualisation	-	-	-	0.034	0.300	0.266	0.266	0.300
Enabling change	0.005	0.033	0.028	0.009	0.198	0.189	0.391	0.400
Essential hardware refresh	(0.017)	0.033	0.050	-	0.198	0.198	0.400	0.400
Mobile data various projects	-	0.341	0.341	0.080	1.493	1.413	1.579	1.659
Regional LAN desk merger development	-	0.255	0.255	-	0.255	0.255	0.255	0.255
Telephony project	0.014	0.293	0.279	0.072	0.571	0.499	0.985	1.057
Other	0.037	0.044	0.007	0.321	0.677	0.356	0.378	0.699
	0.039	0.999	0.960	0.516	3.692	3.176	4.254	4.770
Other								
Body worn video	-	-	-	-	1.667	1.667	1.667	1.667
EMOpSS	-	0.125	0.125	-	0.749	0.749	1.499	1.499
MAIT	-	0.046	0.046	-	0.275	0.275	0.550	0.550
MFSS	0.387	-	(0.387)	1.437	1.740	0.303	0.303	1.740
Niche	0.057	0.129	0.072	0.077	0.771	0.694	1.465	1.542
PBS	0.001	0.032	0.031	0.003	0.194	0.191	0.379	0.382
Other	0.078	0.254	0.176	0.079	0.480	0.401	0.682	0.761
	0.523	0.586	0.063	1.596	5.876	4.280	6.545	8.141
	0.961	2.297	1.336	3.722	12.820	9.098	16.455	20.177

Currently the projects within the capital programme are being reviewed with the organisation with the ambition of reducing the overall spend for the 2015/16 to c£6.000m.

Efficiencies

Month: £0.435m against a target of £0.726m (£0.292m adverse)

Year to date: £2.104m against a target of £3.327m (£1.223m adverse)

Full year target: £11.014m

Month		
Actual £m	Budget £m	B/(w) than Budget £m

0.377	0.405	(0.028)
0.057	0.321	(0.264)
0.001	0.001	-
0.435	0.726	(0.292)

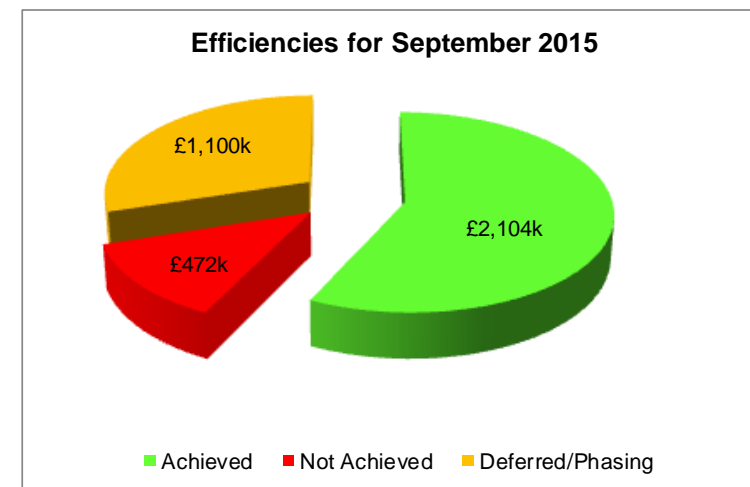
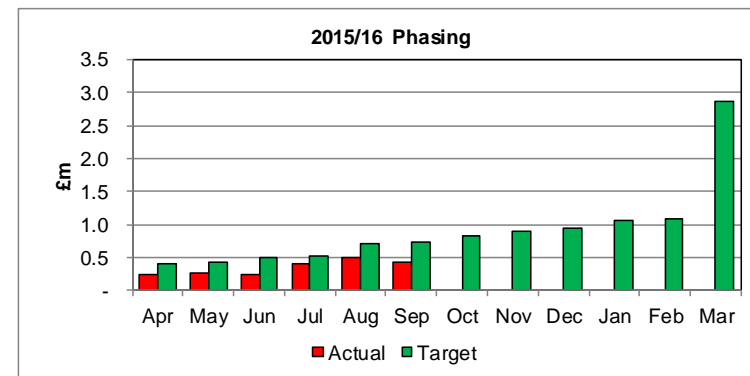
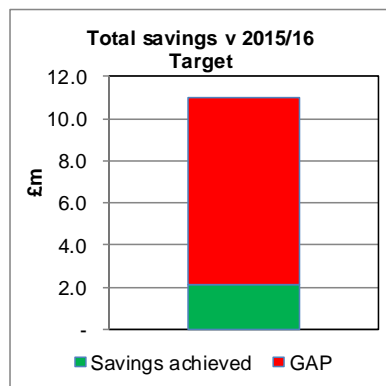
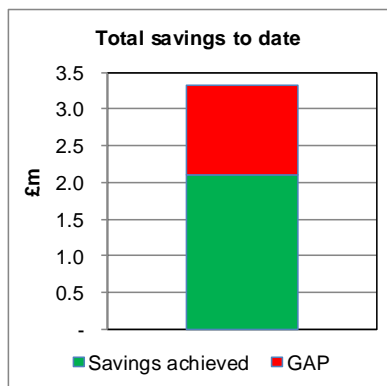
Operations
Corporate Services
OPCC

Year to date		
Actual £m	Budget £m	B/(w) than Budget £m

1.863	1.664	0.199
0.237	1.659	(1.422)
0.004	0.004	-
2.104	3.327	(1.223)

Full Year Budget £m

4.481
6.426
0.107
11.014



- Operations is ahead due to officer savings, partly offset by EMOpSS restructure.
- Corporate Services was £1.422m behind target due to staff vacancy rate, fleet review, 5% procurement saving and income generation.
- OPCC is on target.

Month		
Actual £m	Budget £m	B/(w) than Budget £m

0.422	0.166	(0.255)
0.000	-	(0.000)
(0.003)	0.016	0.019
0.000	0.000	(0.000)
0.419	0.183	(0.237)

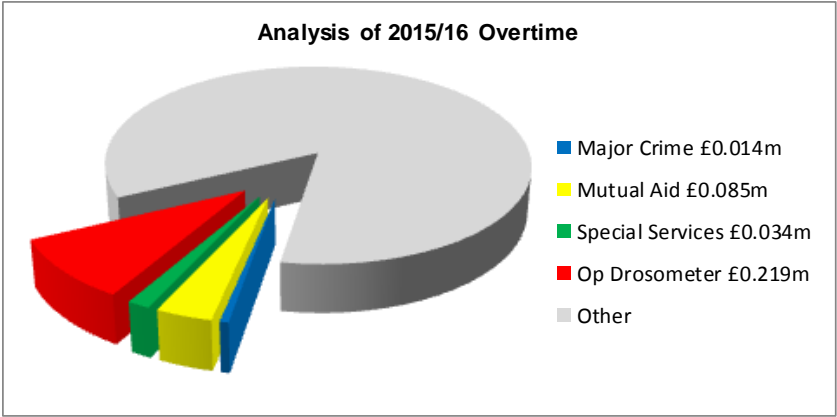
Operations
Seconded officers & staff
Corporate Services
OPCC

Year to date		
Actual £m	Budget £m	B/(w) than Budget £m

2.167	1.606	(0.562)
0.002	-	(0.002)
0.158	0.105	(0.053)
0.001	0.000	(0.001)
2.329	1.711	(0.617)

Full Year Budget £m

3.662
-
0.215
0.001
3.877



Overtime

Month: £0.419m against a budget of £0.183m (£0.237m adverse)

Year to date: £2.329m against a budget of £1.711m (£0.617m adverse)

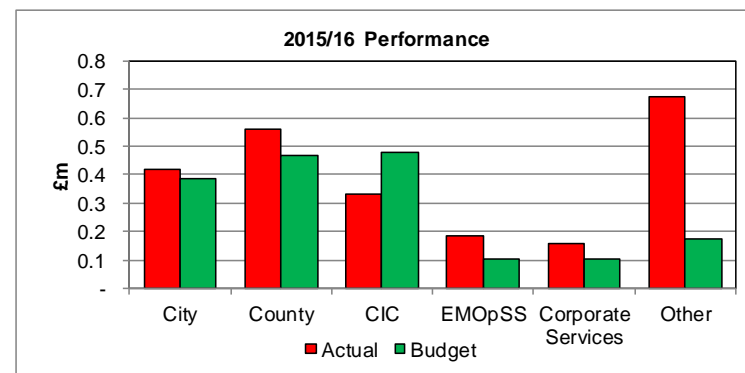
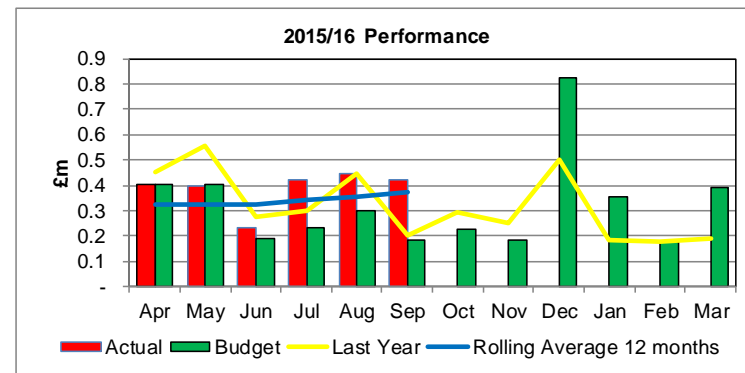
Full year budget: £3.877m

Officer overtime expenditure year to date was £1.943m, which is an over spend of £0.538m against a budget of £1.405m. This has mainly resulted from a number of operations the main ones being:

- Op Drosometer at c£0.219m which is externally funded and matched by income
- Op Tiffany at c£0.060m which is a mutual aid and has been more than offset within income
- Op Melic being the missing persons search
- £0.100m has been accrued to reflect a report showing c4,500 hours are in BOBO awaiting authorisation. We believe this is worst case and that not all the hours will be converted into paid overtime. Supervisors need to be reminded of the importance of clearing these requests in BOBO

Staff overtime expenditure year to date was £0.386m, which is an overspend of £0.080m against a budget of £0.306m.

The high expenditure within Corporate Services is due to the overtime accrual now being reported within Central costs.



Month		
Actual £m	Budget £m	B/(w) than Budget £m

-	-	-
-	-	-
0.035	0.057	0.022
0.000	0.000	(0.000)
0.002	0.001	(0.000)
0.037	0.059	0.022
-	0.001	0.001
0.002	0.002	0.000
0.001	0.001	0.000
-	0.000	0.000
0.033	0.027	(0.006)
0.005	0.005	(0.000)
(0.002)	0.002	0.004
0.039	0.037	(0.001)
0.076	0.096	0.020
(0.016)	-	0.016
0.060	0.096	0.036

Total pay & allowances
Police pay & allowances
Police overtime
Police staff pay & allowances
Police staff overtime
Other employee expenses

Other operating expenses
Premises costs
Transport costs
Comms & computing
Clothing, uniform & laundry
Other supplies & services
Collaboration contributions
Other

Total expenditure

Income

Year to date			Full Year Budget £m
Actual £m	Budget £m	B/(w) than Budget £m	

-	-	-	-
-	-	-	-
0.326	0.341	0.015	0.683
0.001	0.000	(0.001)	0.001
0.003	0.012	0.009	0.019
0.330	0.353	0.023	0.702
0.010	0.015	0.005	0.029
0.007	0.010	0.003	0.021
0.004	0.005	0.001	0.013
0.000	0.000	0.000	0.000
1.434	1.212	(0.222)	3.698
0.027	0.027	0.001	0.055
0.108	0.076	(0.032)	0.206
1.590	1.346	(0.244)	4.022
1.920	1.699	(0.221)	4.725
(0.300)	-	0.300	-
1.619	1.699	0.079	4.725

OPCC

Month: £0.060m against a budget of £0.096m (£0.036m favourable)
Year to date: £1.619m against a budget of £1.699m (£0.079m favourable)
Full year forecast: £4.725m

Month:
 Expenditure was £0.036m better than budget which was largely due to savings on salaries due to some year to date transfers; and the phasing of home office grants.

Year to date:
 Expenditure was £0.079m favourable than budget largely due to savings on salaries due to year to date transfers in September; phasing of training and audit fees; and phasing of Home Office grants and payments to partners such as the community safety grant.

